



ROUND COUNT

RIFLE 61

REVOLVER 60

SHOTGUN 18-?




APRIL SHOWERS

BRING

MAY FLOWERS

**STAY AROUND AFTER THE
MATCH FOR OUR SWAP MEET**


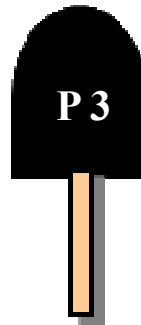
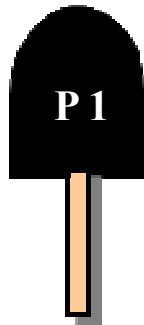
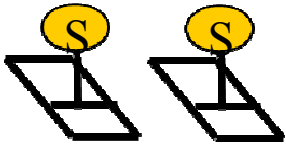
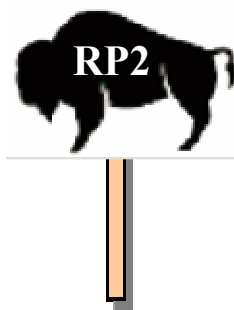
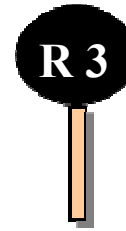
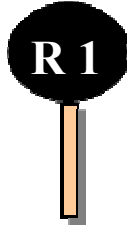
**ACSA WILL BE PROVIDING \$5
LUNCH TICKETS TO ALL SHOOTERS**



MAY 2015

STAGE 1 MAY 2015

10 Revolver, 10 rifle, 4+ shotgun



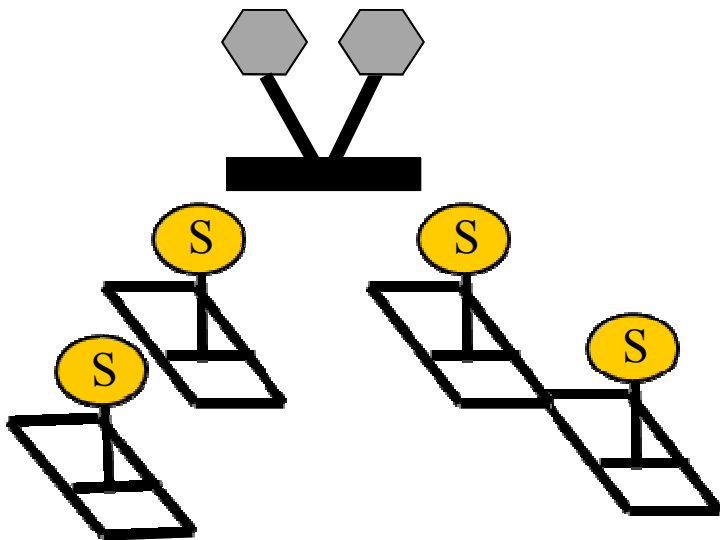
Start at position 1 or 3 shotgun loaded with 2 rounds in hand SHOTGUN MUST BE LOADED AT TOs COMMAND AND UNDER TOs SUPERVISION. Rifle loaded with 10 rounds, staged on the table at position 2, revolvers loaded with 5 rounds each and holstered. When ready shooter says: "Crossin' over to Nevada."

At the buzzer, with shotgun engage "S" targets in front of you, make shotgun safe at position 2. From position 2 using revolvers engage P1, RP2, and P3 in a double tap Nevada sweep for 10 rounds starting on either end. Then with rifle engage R1, RP2, and R3 in a double tap Nevada sweep for 10 rounds. Take shotgun to opposite starting position and engage remaining "S" targets.

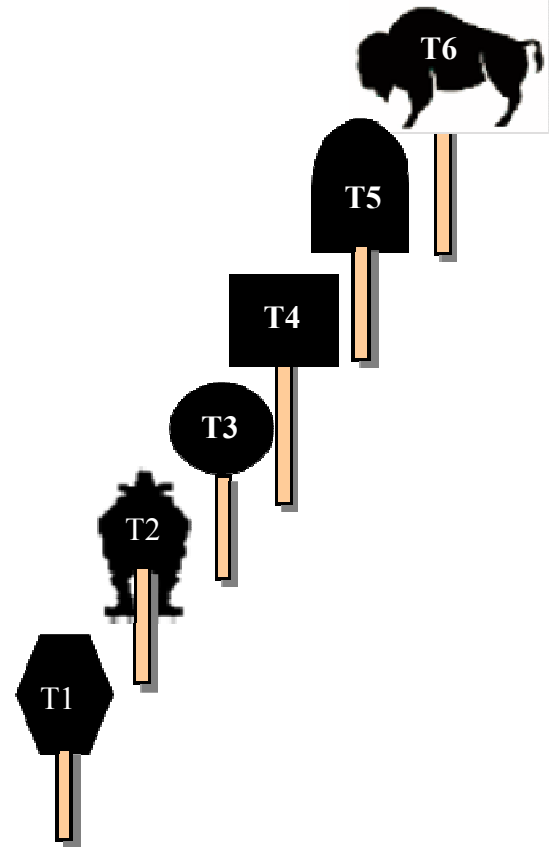

Please leave timer and spotting flags...

STAGE 2 MAY 2015

10 Revolver, 10+1 rifle, 6 +shotgun



Position 1



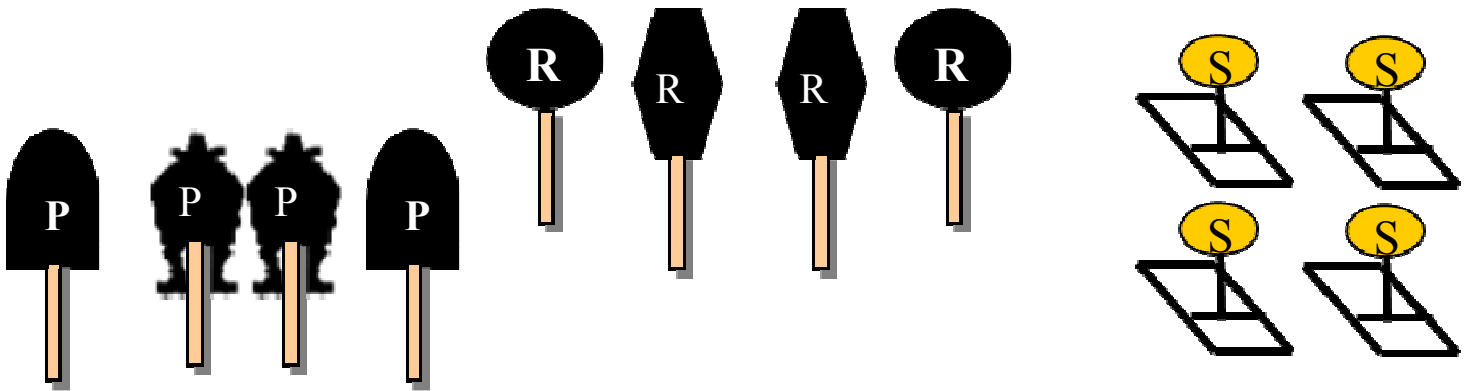
Start at position 1 open and empty shotgun in hand. Rifle loaded with 10 rounds, staged on the table at position 2. Revolvers loaded with 5 rounds each and holstered. 1 reload on your body. When ready shooter says: "Don't touch my damn scattergun."

At the buzzer, with shotgun engage "S" targets outside, outside, inside, inside, center, center. Make shotgun safe at position 2. From position 2 using revolvers and rifle as necessary engage T1 through T6 in a six target, 21 round progressive sweep starting on either end, rifle reload may be done anytime after the first rifle shot.

Please leave timer and spotting flags...

STAGE 3 MAY 2015

10 Revolver, 10 Rifle, ?+ Shotgun



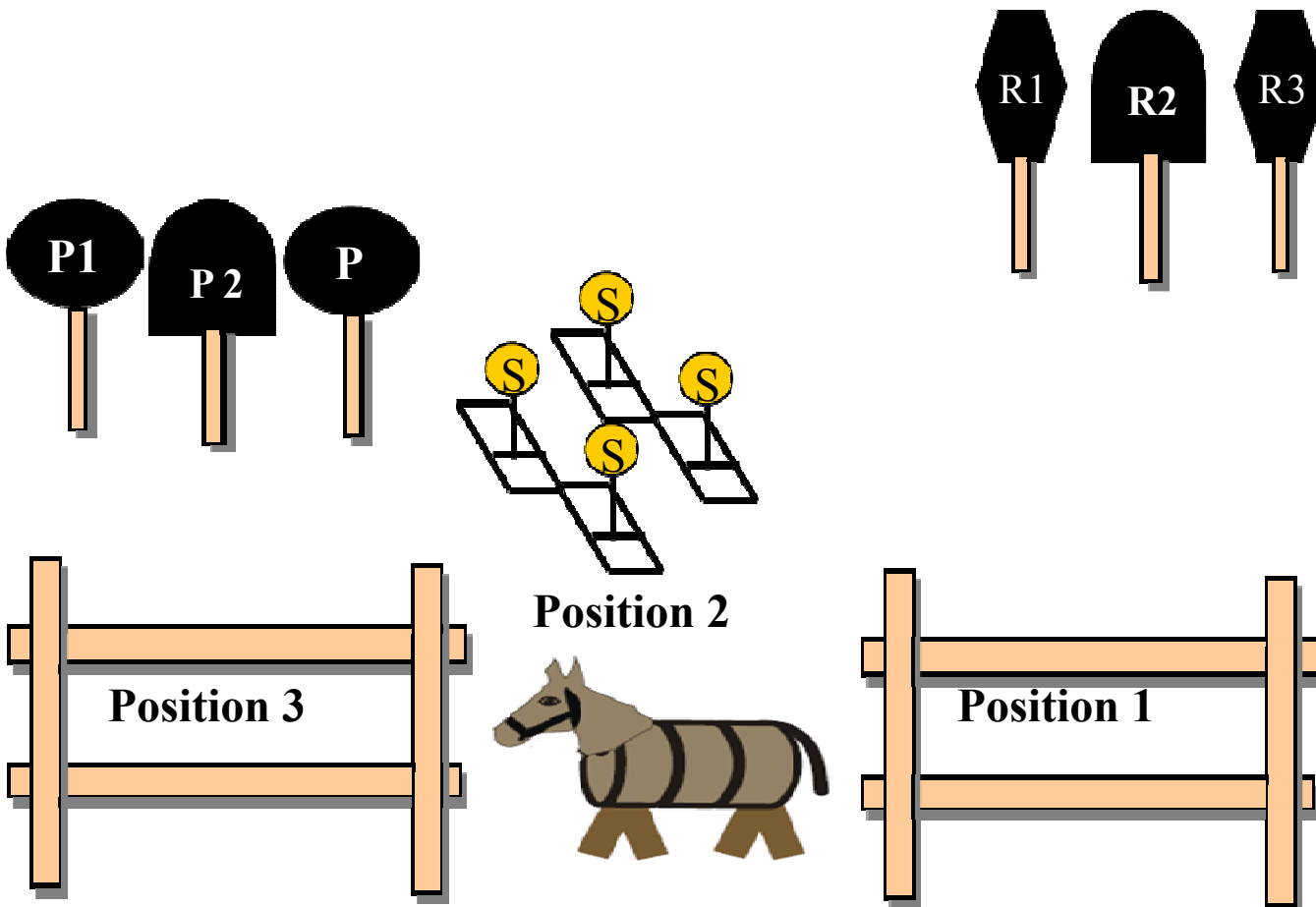
Start at position 1 or 3. Hands flat on barrel. Rifle loaded with 10 rounds, open and empty shotgun staged anywhere. Revolvers loaded with 5 rounds each, holstered. Stage may be shot from left to right, or from right to left. When ready shooter says: "I'm Badger huntin"!!!

At the buzzer with shotgun engage the "S" targets with as many rounds as necessary, make shotgun safe. At position 2 (anywhere between positions 1 and 3) with rifle engage all of the R targets in a badger sweep (1-2-3-4-1-2-3-1-2-1) starting on either end, make rifle safe. At position 1 with revolvers engage the P targets with the same instructions as the rifle, holster.

Please leave timer and spotting flags...

STAGE 4 MAY 2015

10 Revolver, 10 Rifle, ?+ Shotgun



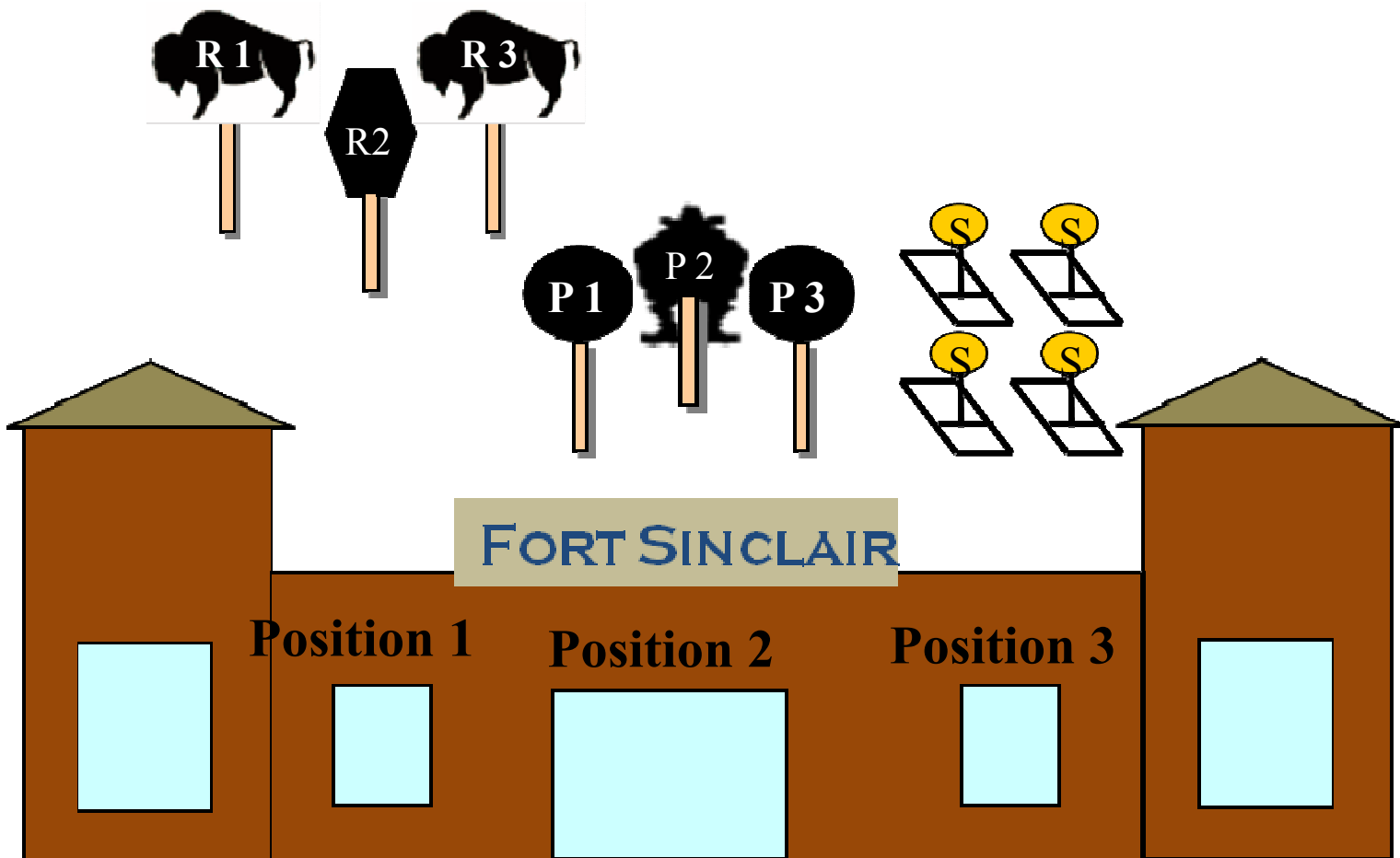
Start at position 1, rifle loaded with 10 rounds at port arms. Open and empty shotgun staged on the horse at position 2. Revolvers loaded with 5 rounds each, holstered. When ready shooter says: "Corral that horse!!!"

At the buzzer, with the rifle, double tap R2, then sweep R1 through R3 starting on either end, and repeat instructions. From position 2 with shotgun engage "S" targets with as many rounds as needed. From position 3 engage P1 through P3 with same instructions as rifle.

Please leave timer and spotting flags...

STAGE 5 MAY 2015

10 Revolver, 10 Rifle, 4+ Shotgun



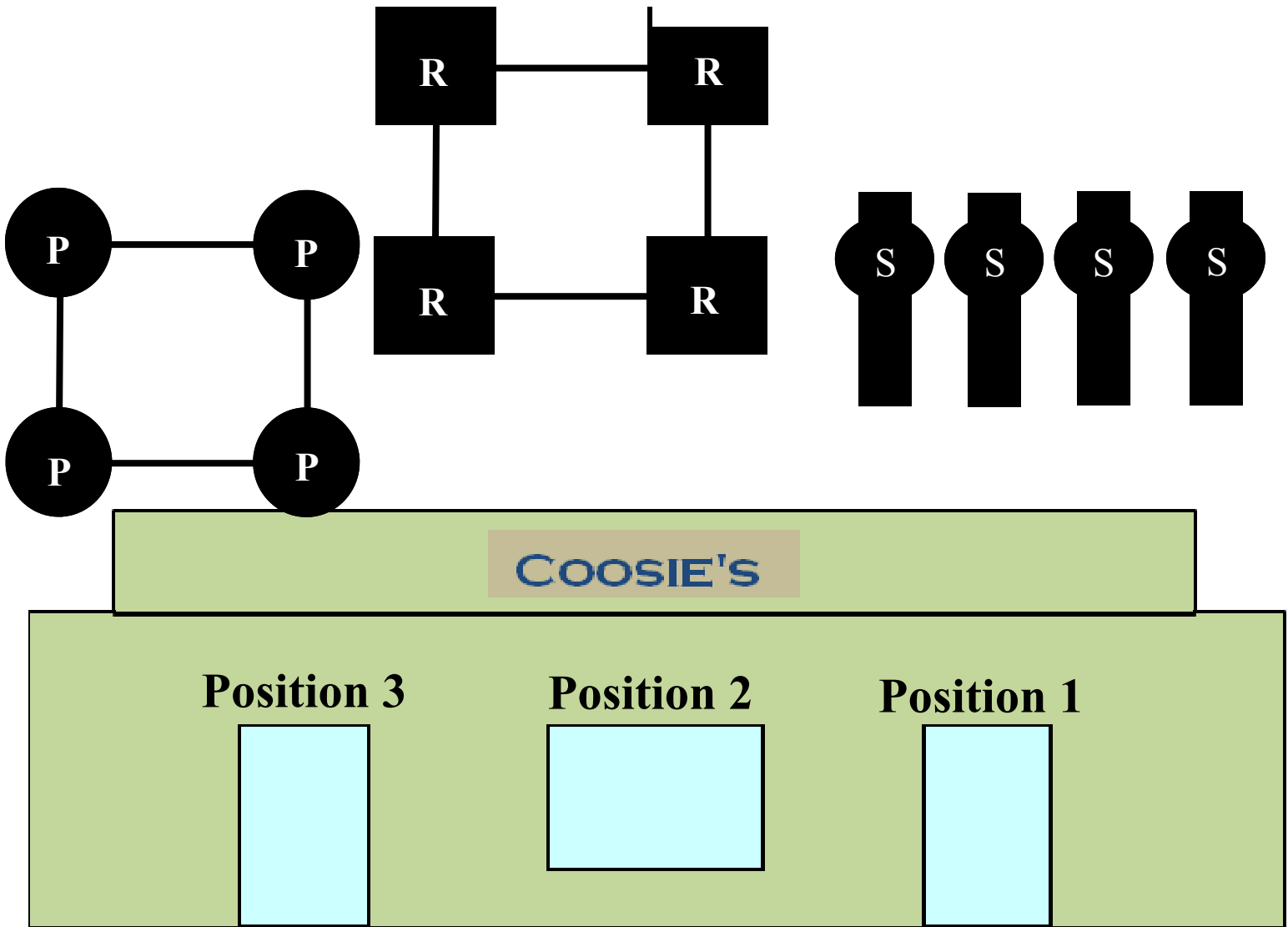
Start at position 1, hands at sides. Rifle loaded with 10 rounds, open and empty shotgun staged anywhere. Revolvers loaded with 5 rounds each, holstered. When ready shooter says: "Get the one in the middle!!!"

At the buzzer, with the rifle, engage R1 through R3 in a 1-3-1 sweep starting on either end, then repeat instructions. From position 2 with revolvers engage P1 through P3 with same instructions as rifle. From position 3 engage "S" targets with at least 4 rounds.

Please leave timer and spotting flags...

STAGE 6 MAY 2015

10 Revolver, 10 Rifle, 4+ Shotgun



Start at position 1 or 3, in any position you want as long as not touching gun, or ammo. Rifle loaded with 10 rounds, open and empty shotgun staged anywhere. Revolvers loaded with 5 rounds each, holstered. Stage may be shoot from left to right, or from right to left. When ready shooter says: "Two on each!!!"

At the buzzer with shotgun engage the "S" targets with at least 4 rounds, make shotgun safe. At position 2 with rifle engage all of the R targets with at least 2 rounds each, no double taps, make rifle safe. At position 1 with revolvers engage the P targets with the same instructions as the rifle, holster.

Please leave timer and spotting flags...