

STAGES APRIL 2015



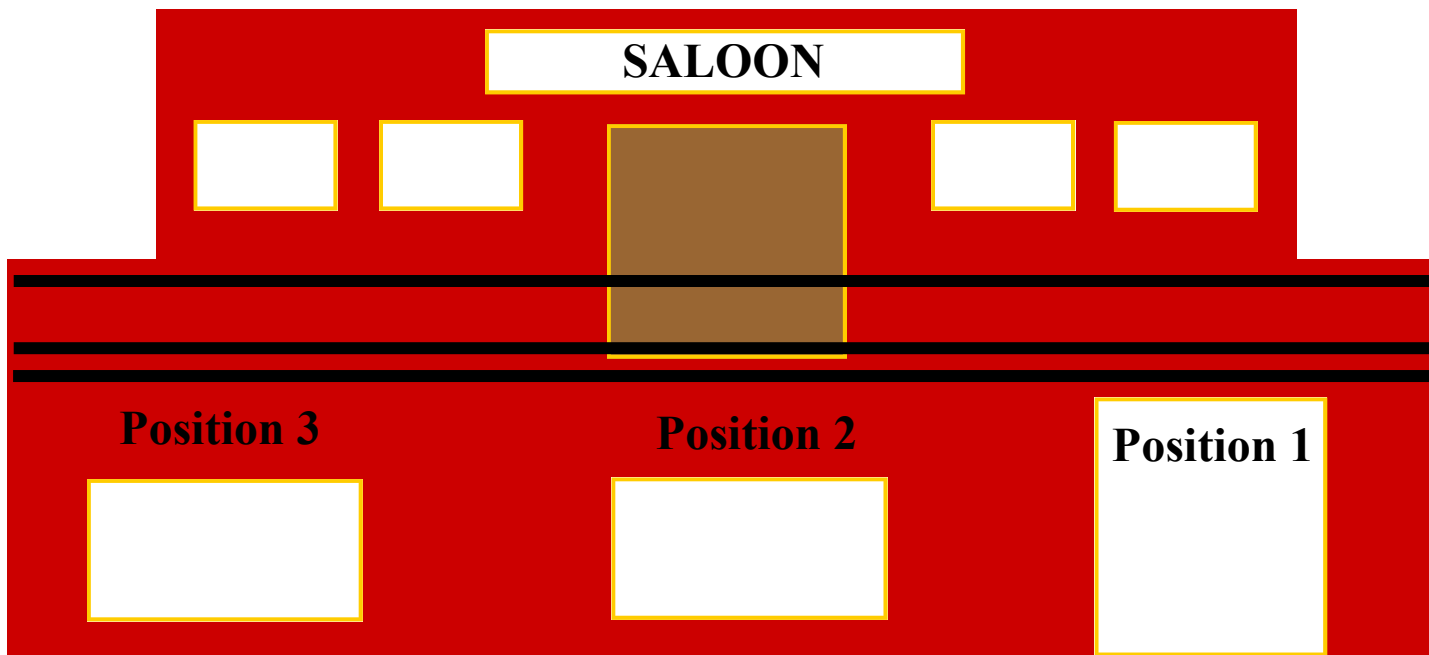

Revolver 60

Rifle 50

Shotgun 19+

STAGE 1 APRIL 2015

10 Revolver, 10 Rifle, 4+ Shotgun




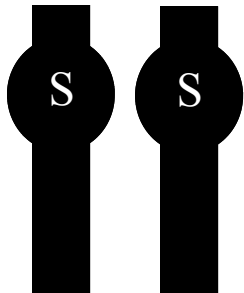
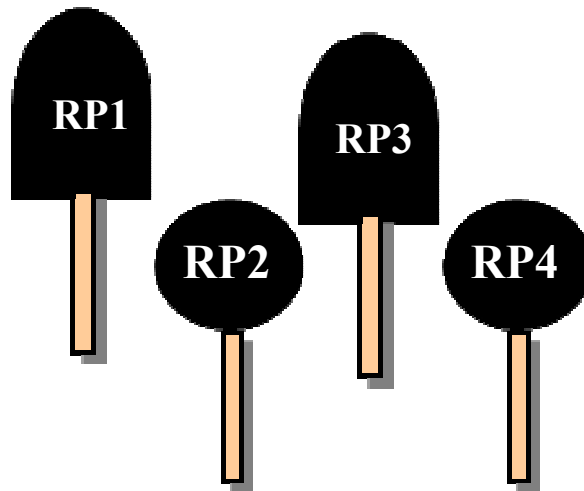
Start at position 1 rifle loaded with 10 rounds, in hand. Revolvers loaded with 5 rounds each and holstered. Open and empty shotgun staged anywhere. When ready shooter says "this drinks on the house"

ATB engage the 2 buzzards with 5 rounds each any order. Move to position 2 and with revolvers repeat rifle instructions using P1 and P2. Move to position 3 and engage S targets any order.


Please leave timer and spotting flags...

STAGE 2 APRIL 2015


10 Revolver, only 2 Shotgun



Position 1L



Position 1R



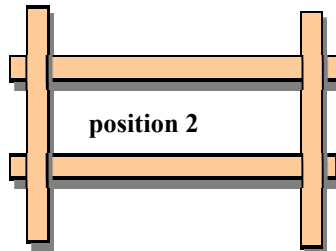
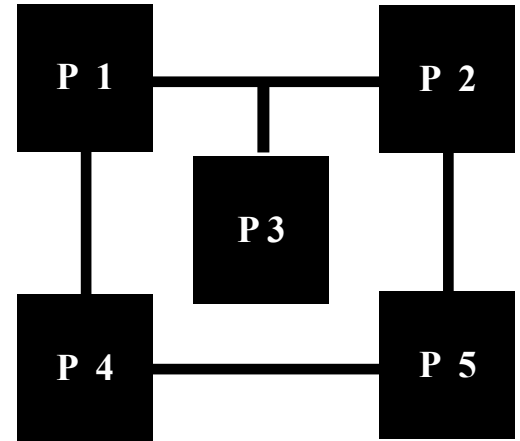

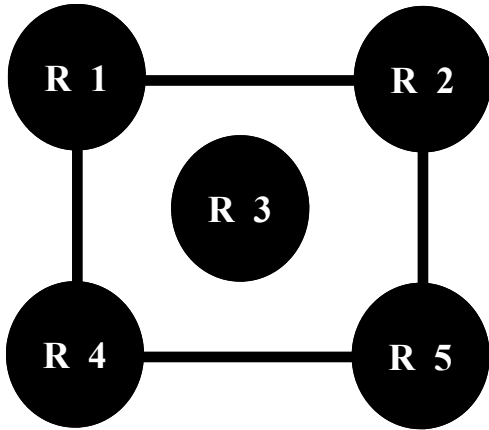
Start at position 1L or 1R with shotgun in hand revolvers loaded with 5 rounds each and holstered. When ready shooter says “to gamble, or not to gamble??”

ATB if starting at 1L engage the 2 fallers in front of you with only 2 rounds, fallers left standing are a miss. If starting at 1R engage the activator and can with only 2 rounds. Hitting the can is a 5 second bonus, missing the can is a miss. Make shotgun safe on horse. Move to barrel and with revolvers engage RP1 thru RP4 in a progressive sweep starting on either end.

Please leave timer and spotting flags...

STAGE 3 APRIL 2015

10 Revolver, 10 Rifle, 4+ Shotgun



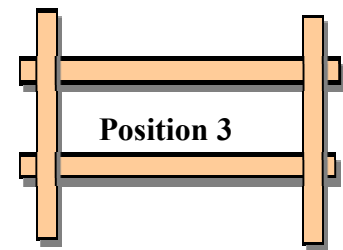
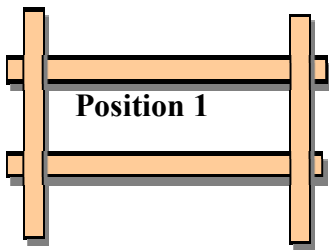
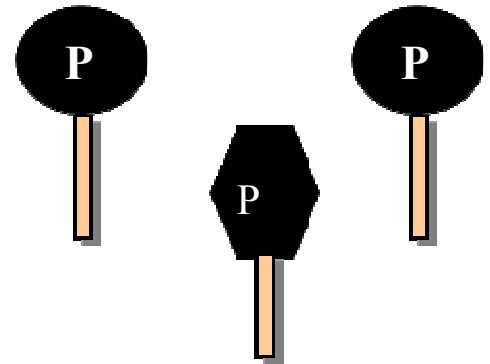

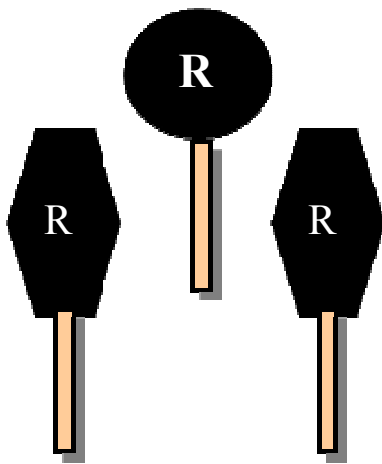
Start standing at center of position 2 open and empty shotgun in hand. Rifle loaded with 10 rounds staged anywhere. Revolvers loaded with 5 rounds each and holstered. When ready shooter says "burn 'em up"

ATB engage shotgun fallers. Move to position 1 and make shotgun safe. With rifle engage R1-R3-R2 in a 5 round Nevada Sweep starting on either side, THEN engage R4-R3-R5 in a 5 round Nevada sweep starting on either end. Move to position 3 and repeat rifle instructions with revolvers

Please leave timer and spotting flags...

STAGE 4 APRIL 2015

10 Revolver, 10 Rifle, 4+ Shotgun



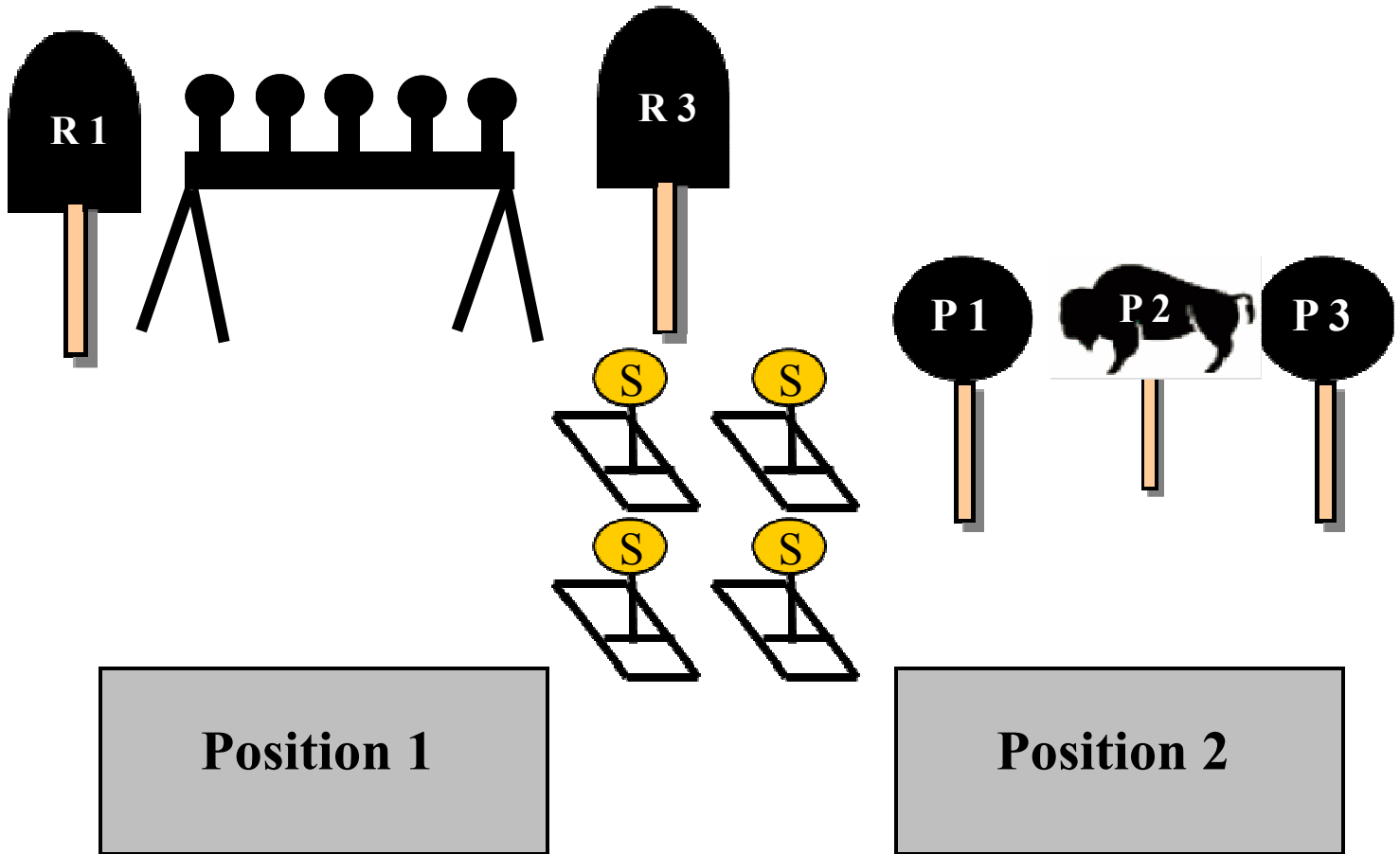
Start at center of position 1, rifle loaded with 10 rounds at port arms. Open and empty shotgun staged at position 2. Revolvers loaded with 5 rounds each and holstered. When ready shooter says "B-western requires BOOTS"

ATB engage the rifle targets in a 2-1-2 sweep starting on either end, then repeat instructions. Move to position 2 and make rifle safe on the barrel. Engages S targets any order, make shotgun safe and move to position 3. With revolvers repeat rifle instructions

Please leave timer and spotting flags...

STAGE 5 APRIL 2015

10 Revolver, 10 Rifle, ? Shotgun



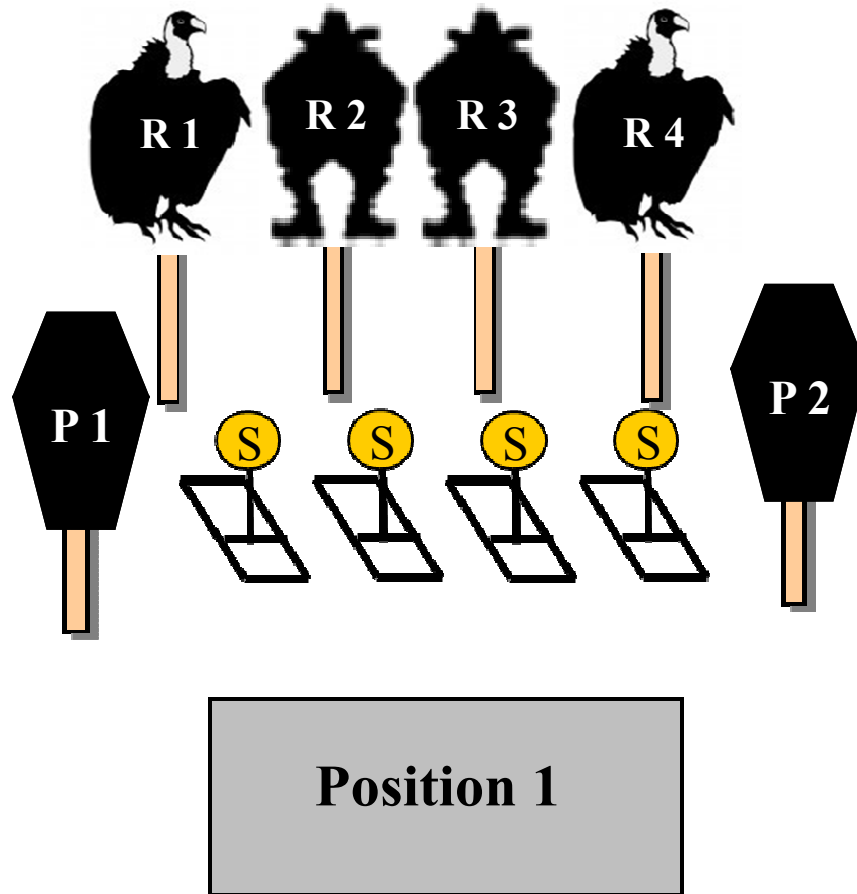
Start at position 1, hands behind back. Rifle loaded with 10 rounds, and open and empty shotgun staged anywhere. Revolvers loaded with 5 rounds and holstered. When ready shooter says "at least I can make 'em up"

ATB with rifle engage the plate rack till down , then place remaining rounds on either R1 or R3. Plates must go down to count, misses on plate rack are not counted as misses, however plates left standing are counted as a miss. If needed the rifle may be reloaded and plates re-engaged to avoid leaving plates standing. Shotgun targets can be engaged at any time, from any position with as many rounds as needed. From position 2, with revolvers place 5 rounds on P2, then with remaining 5 rounds alternate between P1 and P3 starting on either end.

Please leave timer and spotting flags...

STAGE 6 APRIL 2015

10 Revolver, 10 Rifle, 4+ Shotgun



Start at position 1 hands at sides. Rifle loaded with 10 rounds and open empty shotgun staged anywhere. Revolvers loaded with 5 rounds each staged on the table . When ready shooter says: "Don't move!!!".....

Shooters choice, however rifle cannot be last.

Revolvers: Engage P1 and R1 thru R4 in any order, then engage P2 and R1 thru R4 in any order, make revolvers safe.

Rifle: Repeat revolver instructions, make rifle safe.

Shotgun: Engage the S targets, make shotgun safe.

Please leave timer and spotting flags...