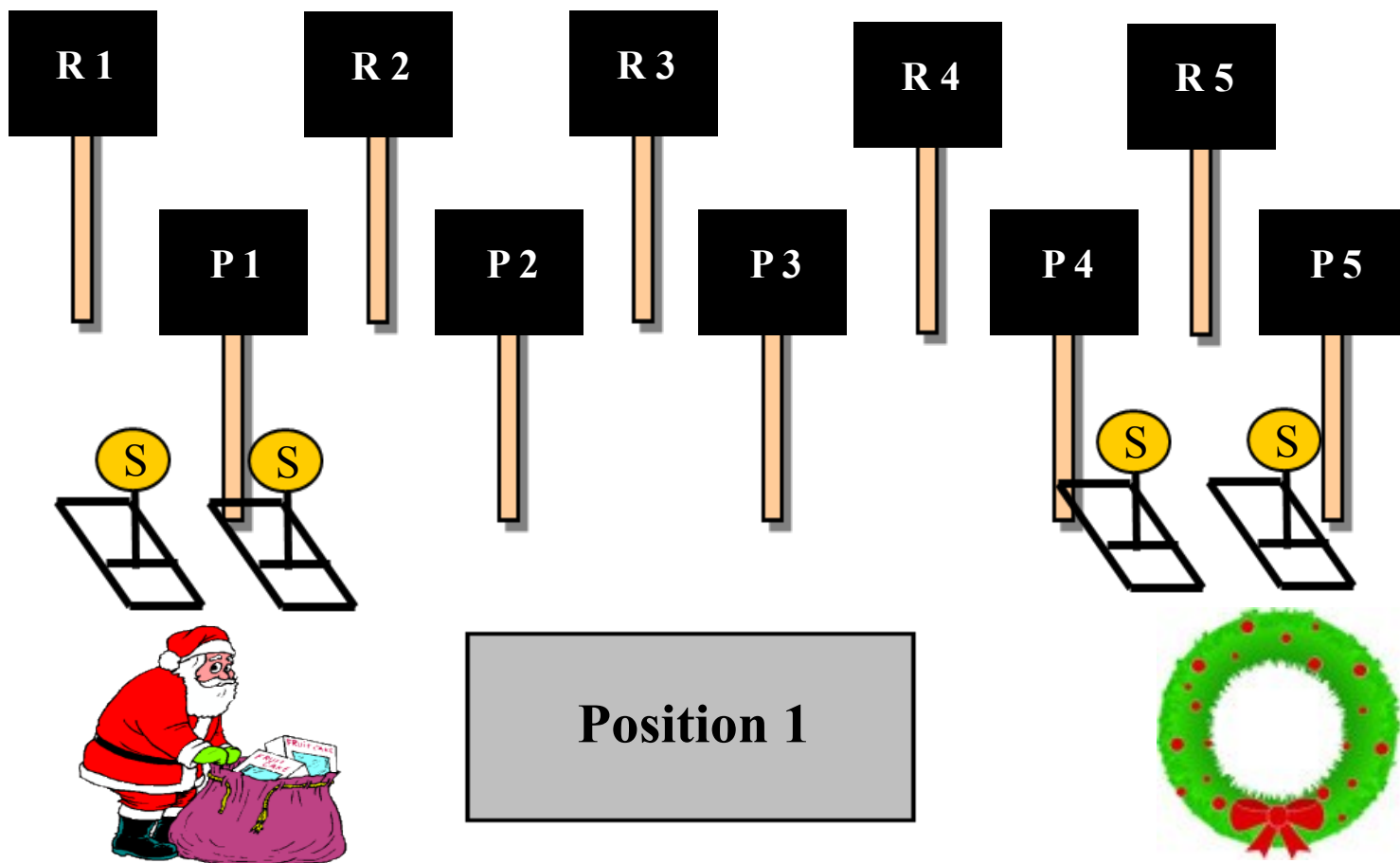


# STAGE 1 DECEMBER 2014

## "CHRISTMAS SHOOT"

10 Rifle, 10 Pistol, 4 +Shotgun



Start at position 1. Open empty shotgun "in hand". Rifle loaded with 10 rounds staged anywhere. Revolvers loaded with 5 rounds each staged anywhere. To signify ready shooter says: "Then one foggy Christmas Eve"!!!

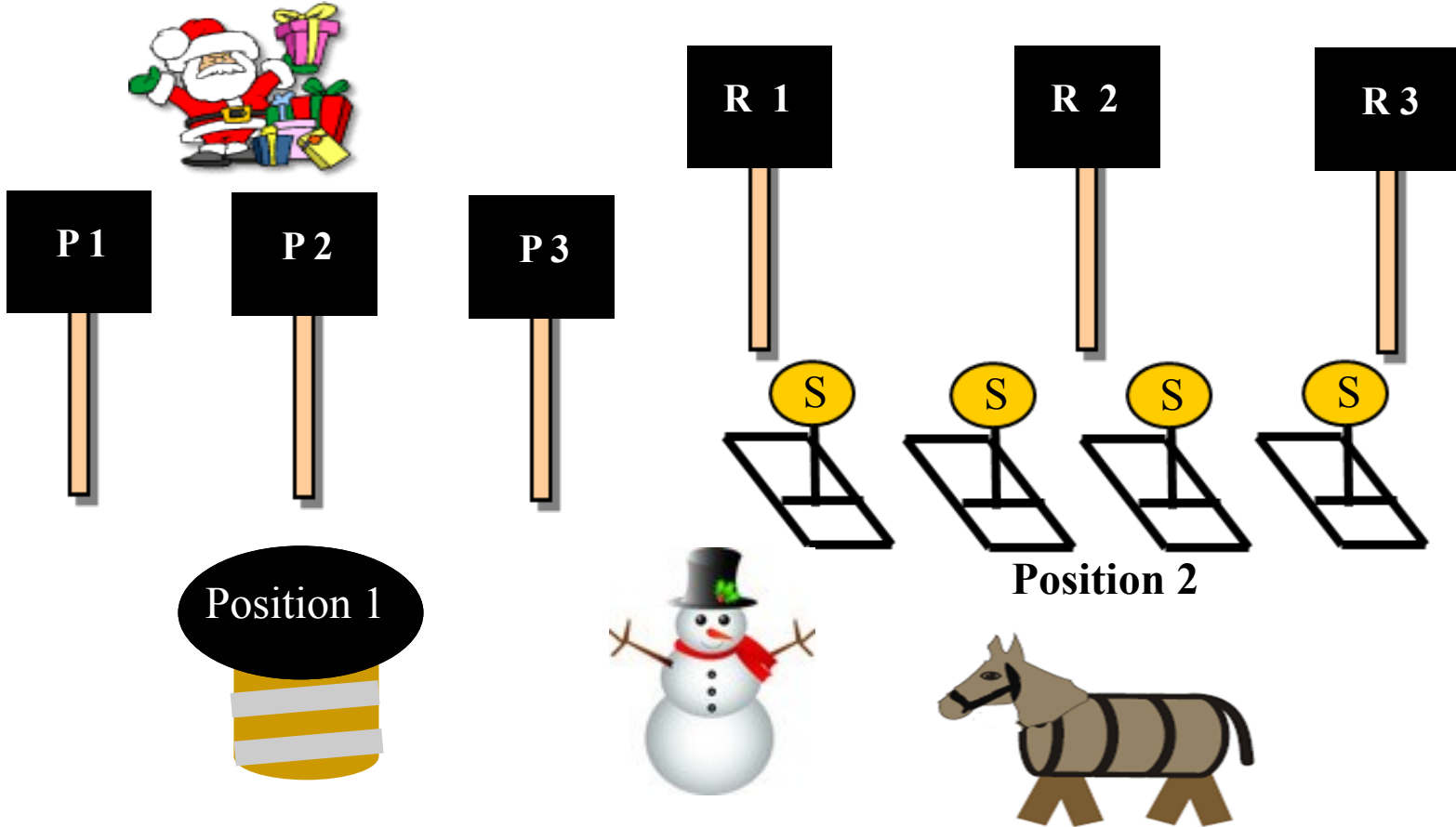
At buzzer with shotgun engage the S targets in front of you until they're down, make shotgun safe. With Rifle engage R1 thru R5 twice each no double taps for a total of 10 rounds, make rifle safe. With revolvers engage P1 thru P5 twice each no double taps for a total of 10 rounds, holster. Move to the unloading table.

**Please leave timer and spotting flags...**

# STAGE 2 DECEMBER 2014 "CHRISTMAS SHOOT"



10 Revolver, 10 Rifle, 4 + Shotgun



Start at position 1 hands touching revolvers. Two revolvers loaded with 5 rounds, holstered. Open empty shotgun and rifle loaded with 10 rounds staged on the horse at position 2. To signify ready shooter says: "You better watch out, you better not cry"!!!

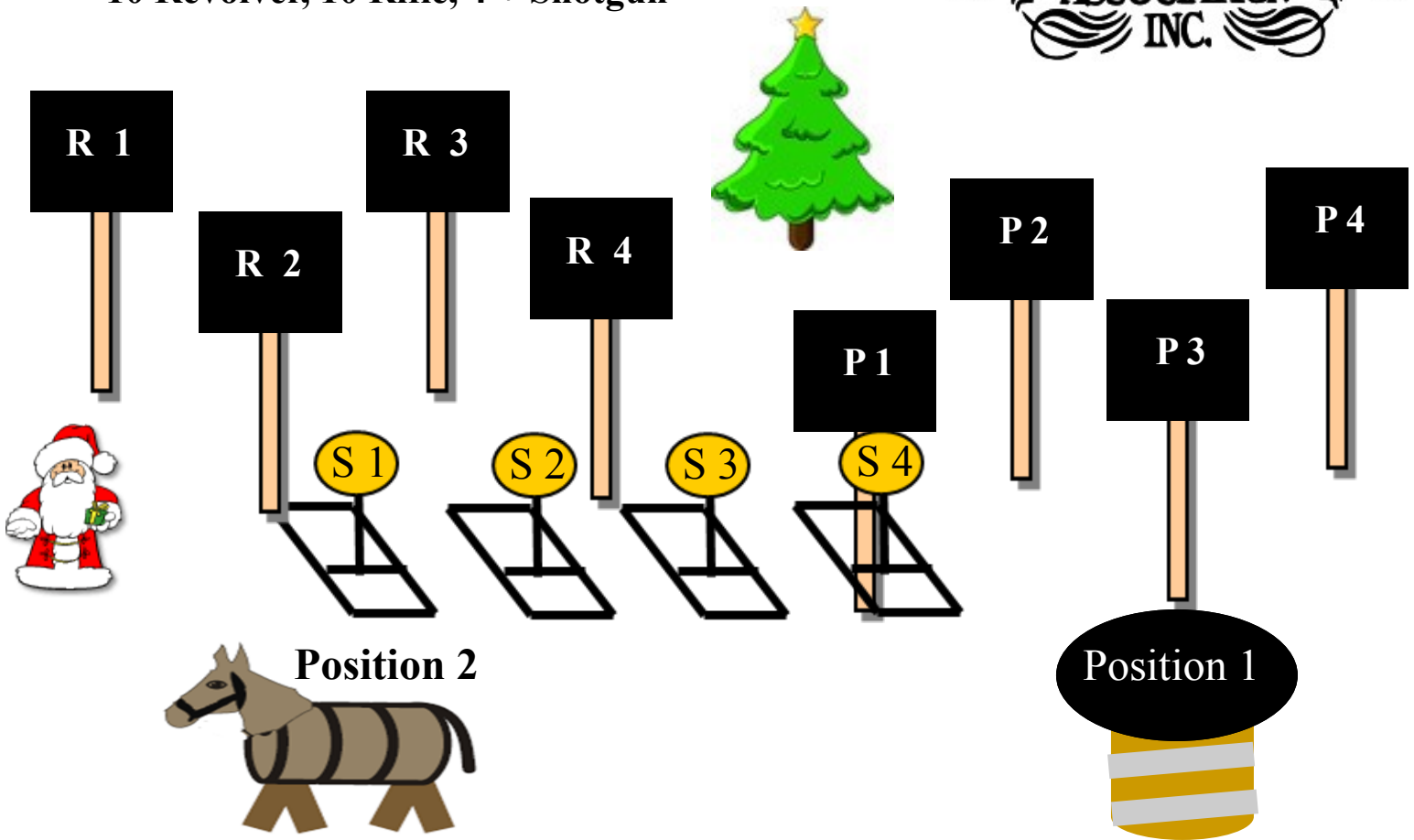
At buzzer with revolvers engage P1 thru P3 with at least one round each for a total of 5 rounds, repeat instructions with second revolver for a total of 10 rounds, holster. At position 2 Retrieve rifle and engage R1 thru R3 with at least one round each for a total of 5 rounds repeat instructions for a total of 10 rounds, make rifle safe. Remaining at position 2 retrieve shotgun and engage S targets in any order until they're down. Move to the unloading table.

**Please leave timer and spotting flags...**

# STAGE 3 DECEMBER 2014

## "CHRISTMAS SHOOT"

10 Revolver, 10 Rifle, 4 + Shotgun



Start at position 1 hands touching table. Two revolvers loaded with 5 rounds each, holstered. Open empty shotgun and rifle loaded with 10 rounds staged anywhere. To signify ready shooter says: "On Comet, On Cupid, On Donner, On Blitzen"!!!


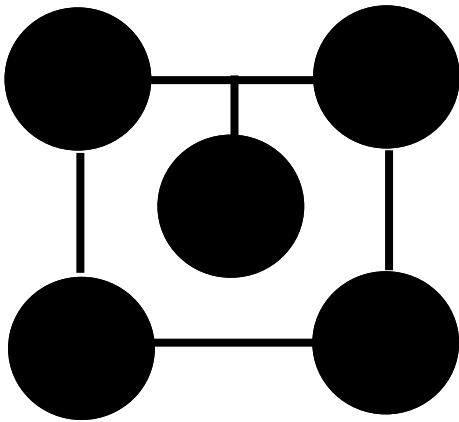
At buzzer with revolvers engage P1 thru P4 in a progressive sweep starting on either end for a total of 10 rounds, holster. Retrieve shotgun and engage any 2 S targets until they're down. Move to position 2 and make shotgun safe. Retrieve rifle and engage R1 thru R4 with the same instructions as the revolvers, make rifle safe. Remaining at position 2 engage the remaining S targets until they're down. Move to unloading table.

**Please leave timer and spotting flags...**

# STAGE 4 DECEMBER 2014

## "CHRISTMAS SHOOT"

10 Revolver, 10 Rifle, 4 + Shotgun



**Position 1**

**Position 2**

**Position 3**

Start at position 1 Rifle loaded with 10 rounds in hand. Open empty shotgun staged anywhere. Revolvers loaded with 5 rounds each holstered.

To signify ready shooter says: "Run, Run Rudolph"!!!

At buzzer, with rifle engage all 5 circles once each then place the 5 remaining rounds on any circle for a total of 10 rounds, make rifle safe. At position 2 with shotgun engage the S targets until they're down. At position 3 with revolvers engage the squares once each then place the 5 remaining rounds on any square for a total of 10 rounds. Move to the unloading table.

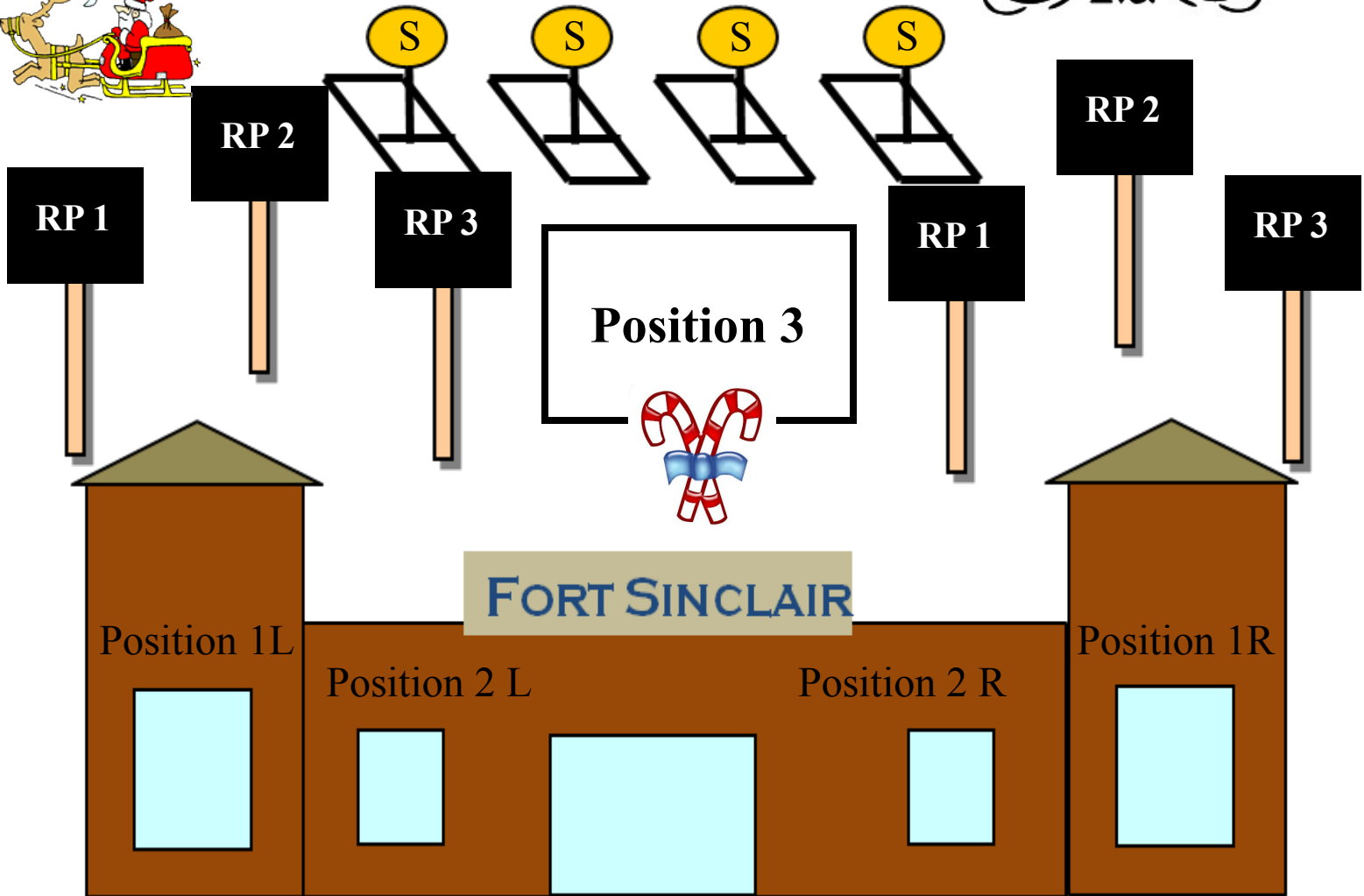
**Please leave timer and spotting flags...**

# STAGE 5 DECEMBER 2014

## "CHRISTMAS SHOOT"



10 Revolver, 10 Rifle, 4 +Shotgun



Start at position 1L or 1R with hands on hat. Rifle loaded with 10 rounds staged "Vertical in the RACK" at position 1L or R. Open empty shotgun staged on shelf at position 2 L or R. To signify ready shooter says: "Down thru the chimney came old St. Nick"!!!

At buzzer with rifle engage RP1 thru RP3 in a 2-1-2 sweep starting from either end repeat instructions for a total of 10 rounds, make rifle safe "Vertical in the RACK". With revolvers engage RP1 thru RP3 with the same instructions as the rifle, Holster. Move to position 2 L or R and retrieve shotgun and move to position 3 and engage the S targets in any order until they're down. Move to the unloading table

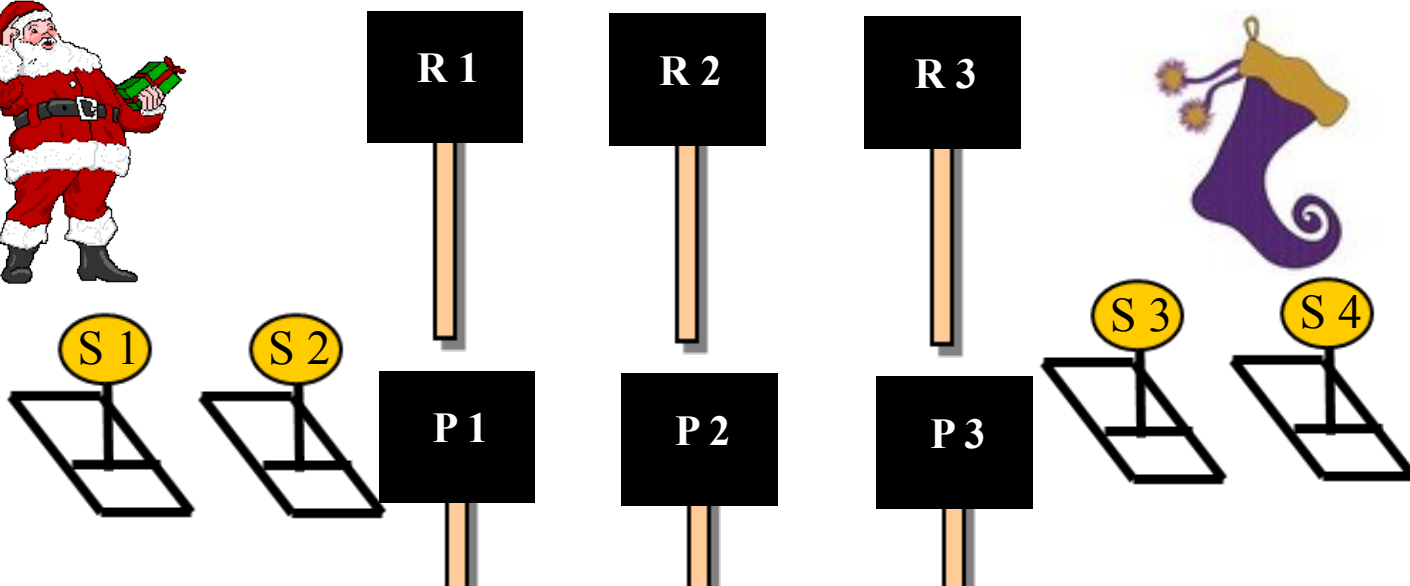
**NOTE: Please watch the 170 rule while moving with the shotgun!  
Please leave timer and spotting flags...**



# STAGE 6 DECEMBER 2014

## "CHRISTMAS SHOOT"

10 Revolver, 10 Rifle, 4 +Shotgun



Start at position 1 or 3 hands on door frame. Two revolvers loaded with 5 rounds each, holstered. Rifle loaded with 10 rounds staged anywhere . Open empty shotgun staged anywhere. To signify ready shooter says: "Merry Christmas "!!!

From position 1 with shotgun engage the two shotgun targets in front of you, take open empty shotgun with you to position 2 and make safe, with pistols engage P1 thru P3 starting on either end in a double tap Nevada sweep for a total of 10 rounds, holster. Retrieve rifle and engage R1 thru R3 with the same instructions as the revolvers, make rifle safe. Retrieve shotgun and move to position 3 and engage the two reaming shotgun targets in front of you. Move to the unloading Table.

**Note:** If shooter chooses to start at position 3 it is just shot in reverse...

**Please leave timer and spotting flags...**