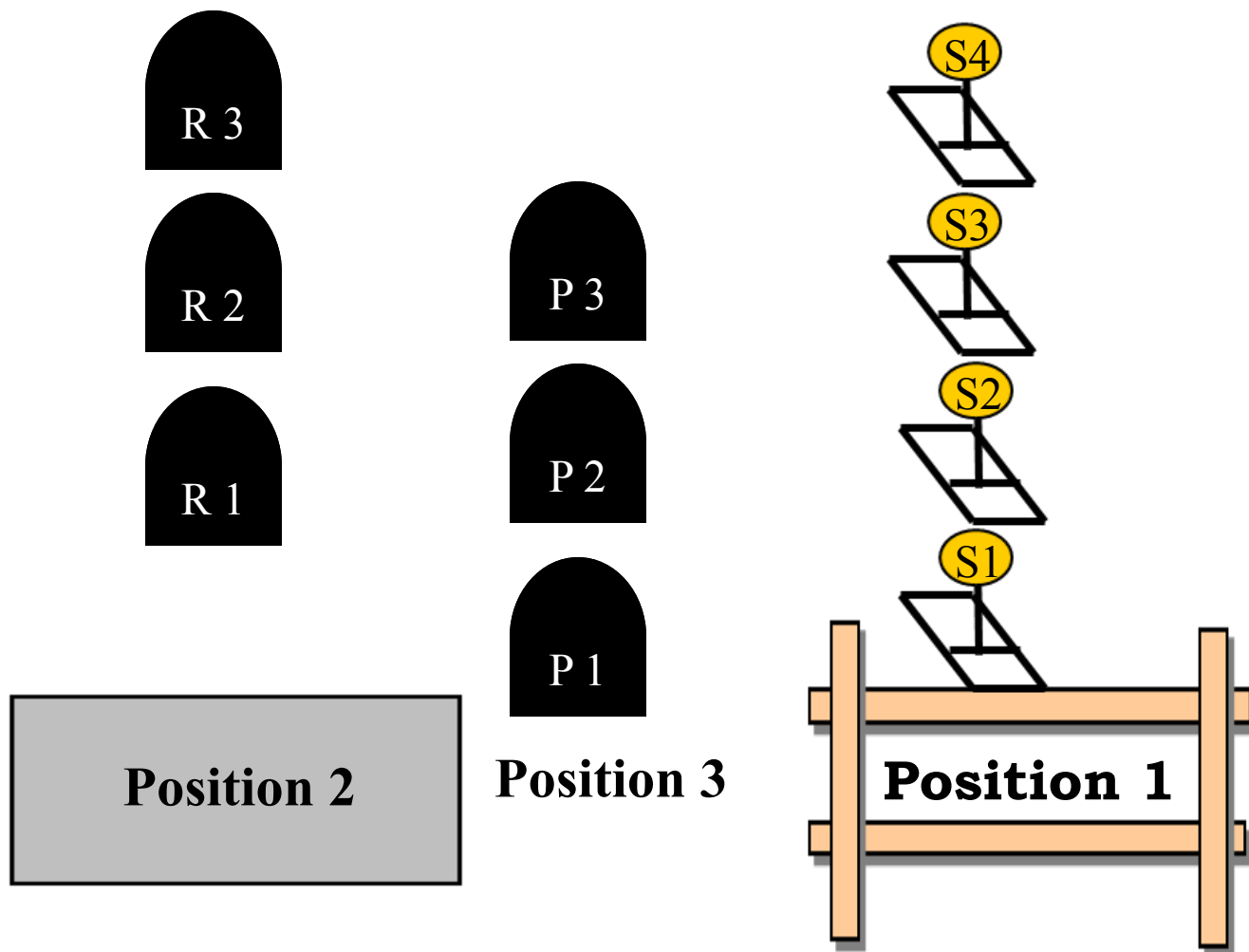


STAGE 1 OCTOBER 2014

10 Revolver, 10 Rifle, 4 + Shotgun



Start at position 1 Open empty shotgun in hand. Rifle loaded with 10 rounds staged anywhere. Revolvers loaded with 5 rounds each, holstered. To signify ready shooters shooter says: "Putt'em 6 feet under"!

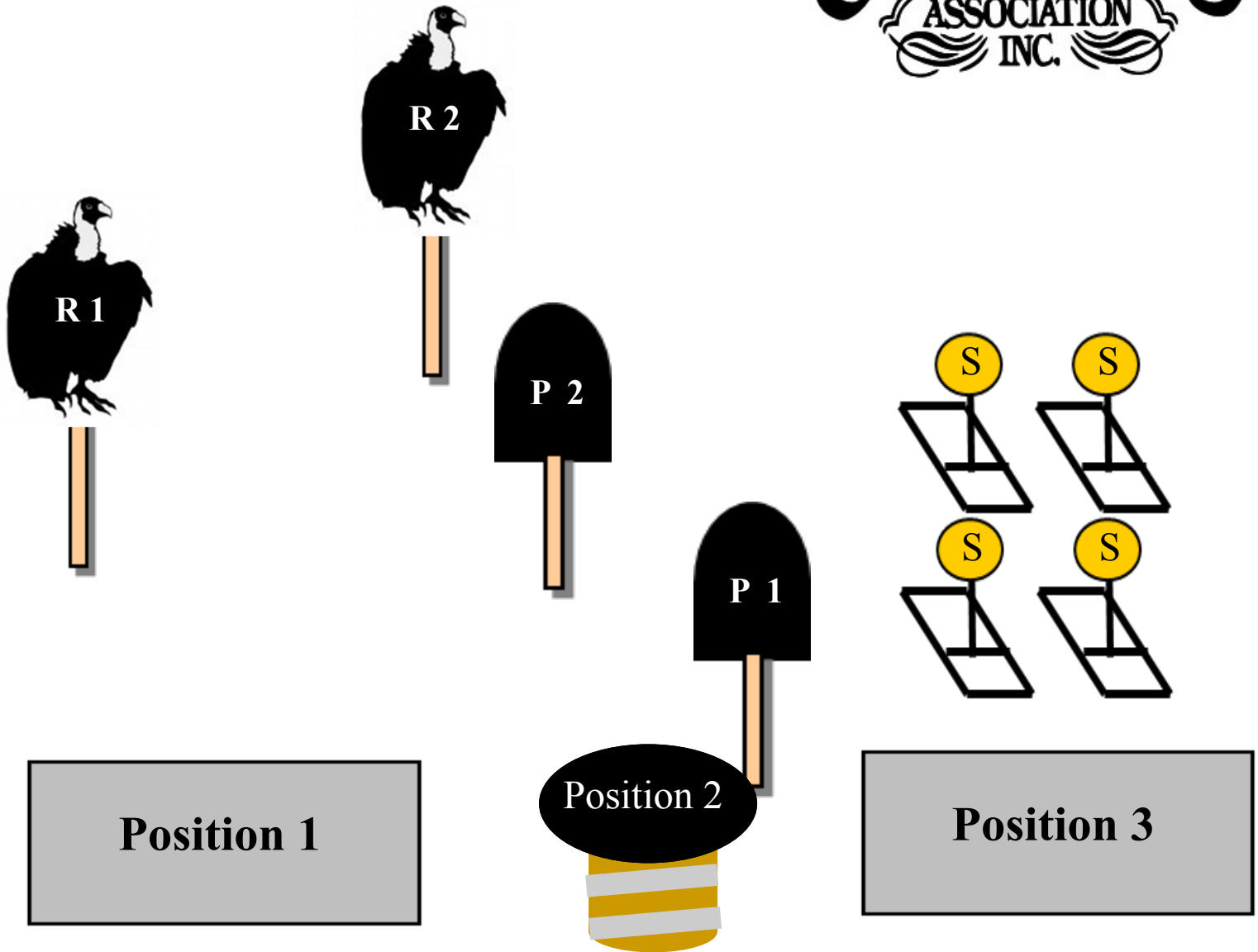
At buzzer with: Shotgun engage S1 thru S4 front to back, move to position 2 and make shotgun safe. Remaining at position 2 retrieve rifle and engage R1 thru R3 in a Nevada sweep starting on the top or the bottom for 5 rounds, then repeat for a total of 10 rounds, make rifle safe. Move to position 3 with revolvers engage P1 thru P3 in a Nevada sweep, repeat same instructions using 2nd revolver for a total of 10 rounds, holster.

Move to the unloading table...

Please leave timer and spotting flags...

STAGE 2 OCTOBER 2014

10 Revolver, 10 Rifle, 4 + Shotgun



Start at position 1 facing up range. Rifle loaded with 10 rounds, revolvers loaded with 5 rounds each and open empty shotgun staged anywhere. To signify ready shooter says: “Buzzards gotta eat too”!!!

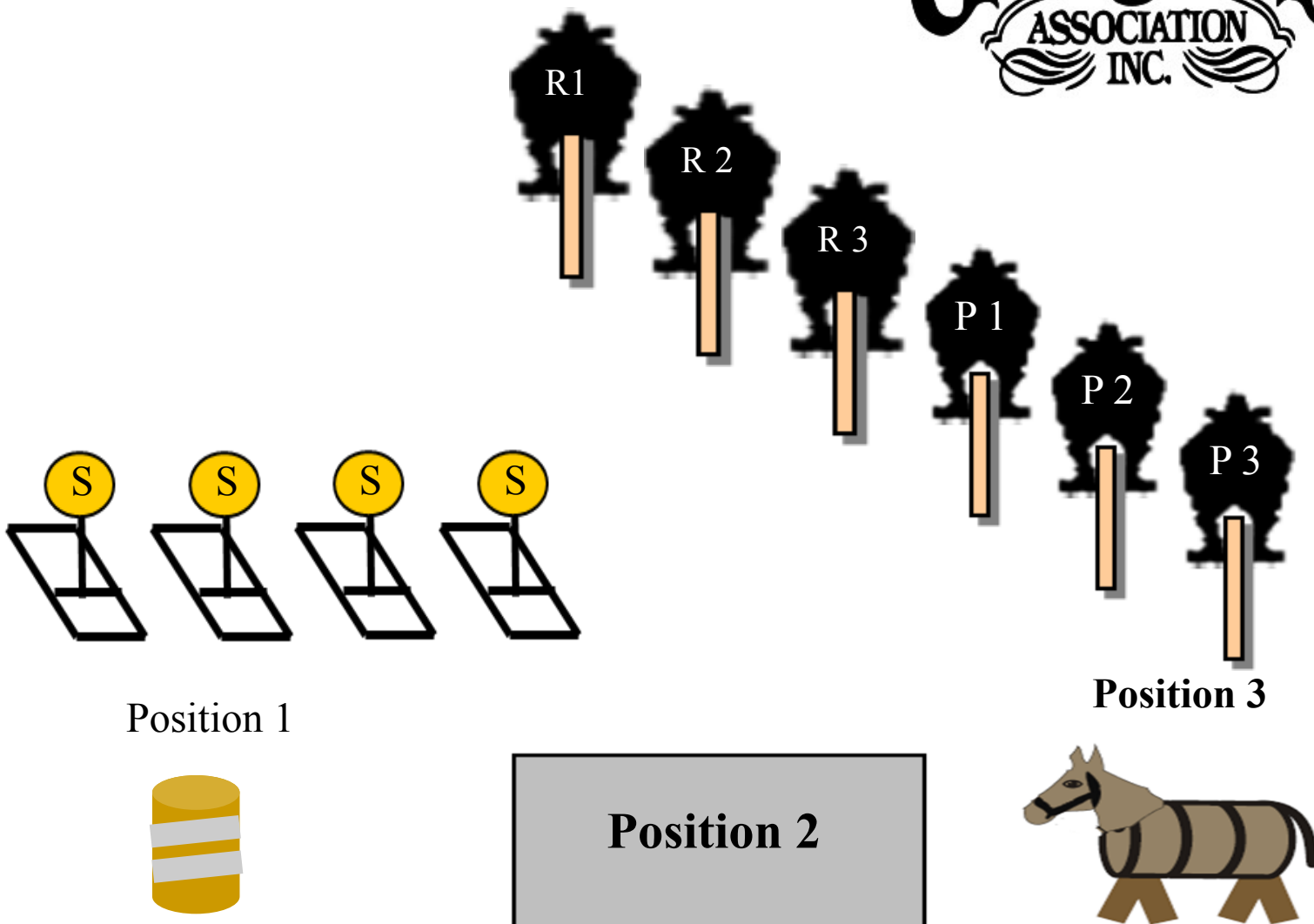
At buzzer: with rifle engage R1 and R2 in a progressive sweep starting on either end for a total of 10 rounds, make rifle safe. At position 2 with revolvers engage P1 and P2 with the same instructions as the rifle, make revolvers safe. At position 3 with shotgun engage the S targets until they’re down, make shotgun safe. Move to the unloading table...

Move to the unloading table...

Please leave timer and spotting flags...

STAGE 3 OCTOBER 2014

10 Revolver, 10 Rifle, 4 + Shotgun



Start at position 1 open empty shotgun at port arms. Rifle loaded with 10 rounds staged anywhere. Revolvers loaded with 5 rounds each, holstered. To signify ready shooter says: "Pick the correct 3 targets"!!!

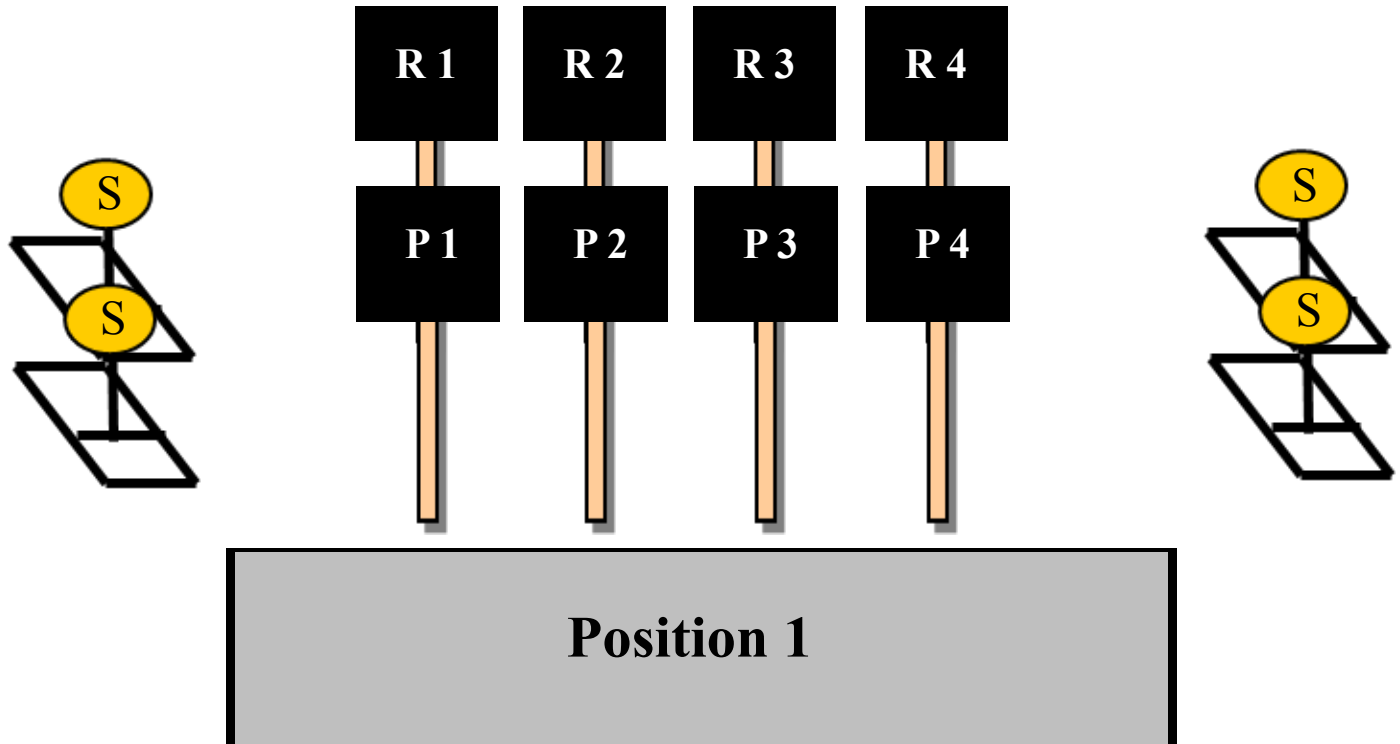
At buzzer: with shotgun engage the S targets until they're down, make shotgun safe. At position 2 with rifle engage R1 thru R3 with at least 3 rounds each in any order, make rifle safe. At position 3 with revolvers engage P1 thru P3 with at least 1 round each, repeat previous instructions for a total of 10 rounds using second revolver as needed, holster.

Move to the unloading table...

Please leave timer and spotting flags...

STAGE 4 OCTOBER 2014

10 revolver, 10 Rifle, 4+ Shotgun



Start on anywhere behind the table. Shotgun loaded with 2 rounds in hand. Rifle loaded with 10 rounds staged anywhere. Revolvers loaded with 5 rounds each, holstered. To signify ready shooter says: "Shotgun's first and last"!!!

At buzzer: with shotgun engage 2 S targets until they're down.

Shooters choice for rifle and revolvers:

Revolvers: Engage P1 thru P4 with one round each any order, place 5th round on any R target, repeat instructions for a total of 10 rounds, holster.

Rifle: Engage R1 thru R4 with one round each any order, place 5th round on any P target, repeat instructions for a total of 10 rounds, make rifle safe.

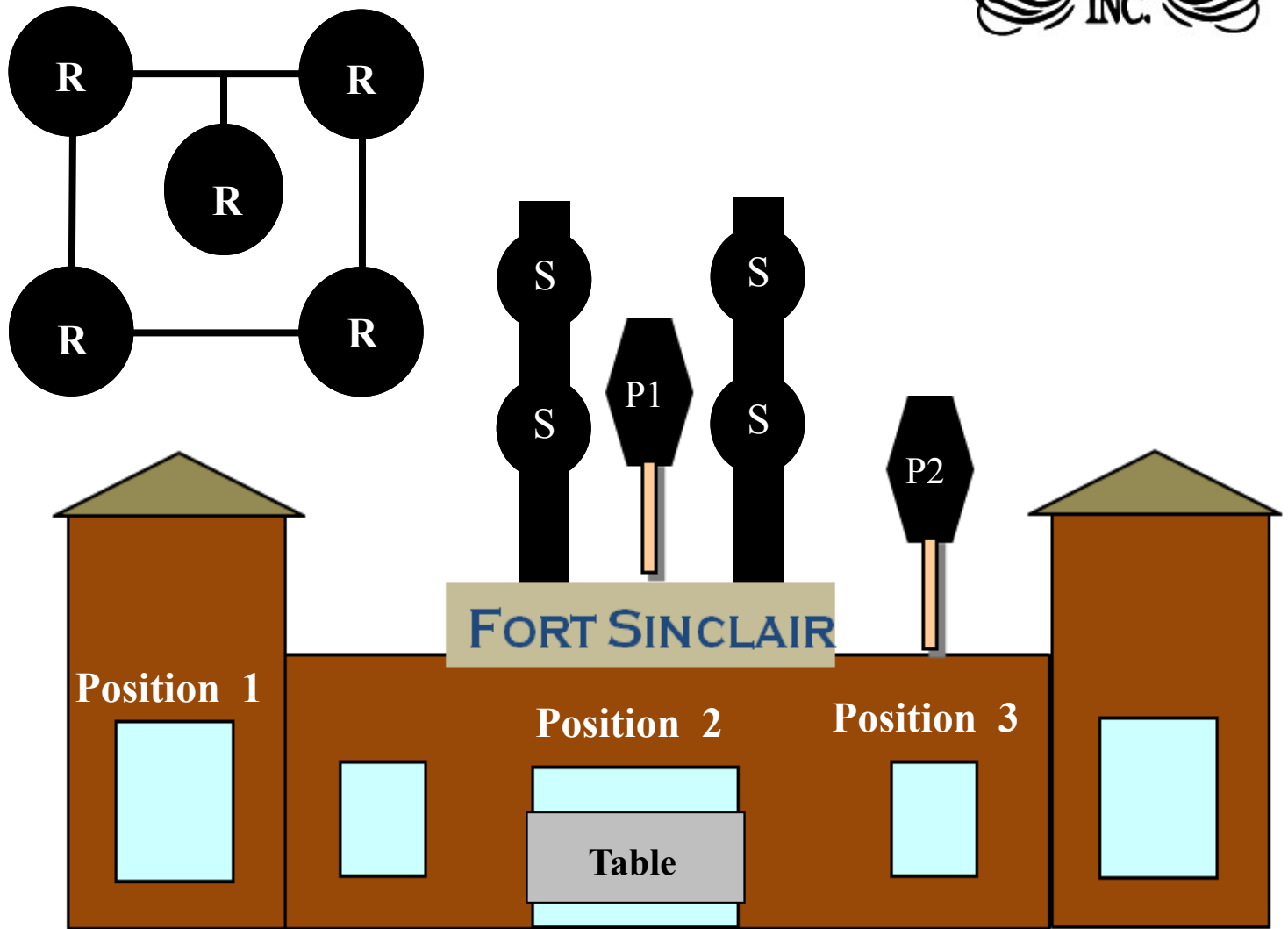
Complete stage by engaging the 2 remaining S targets until they're down.

Move to the unloading table...

Please leave timer and spotting flags...

STAGE 5 OCTOBER 2014

10 Revolver, 10 Rifle, 4 + Shotgun



Start at position 1 hands behind your back. Revolvers loaded with 5 rounds each, holstered. Open empty shotgun staged anywhere. Rifle loaded with 10 rounds staged anywhere. To signify ready shooter says: "Split pistol"!!!

At buzzer from:

Position 1 with rifle engage center target once, then engage all of the outside targets once each then place 5 rounds on the center target for a total of 10 rounds, make rifle safe. At position 2 with shotgun engage the S targets until they're down, make shotgun safe. At position 2 with revolver(s) engage P1 with 5 rounds. At position 3 engage P 2 with 5 rounds, holster.

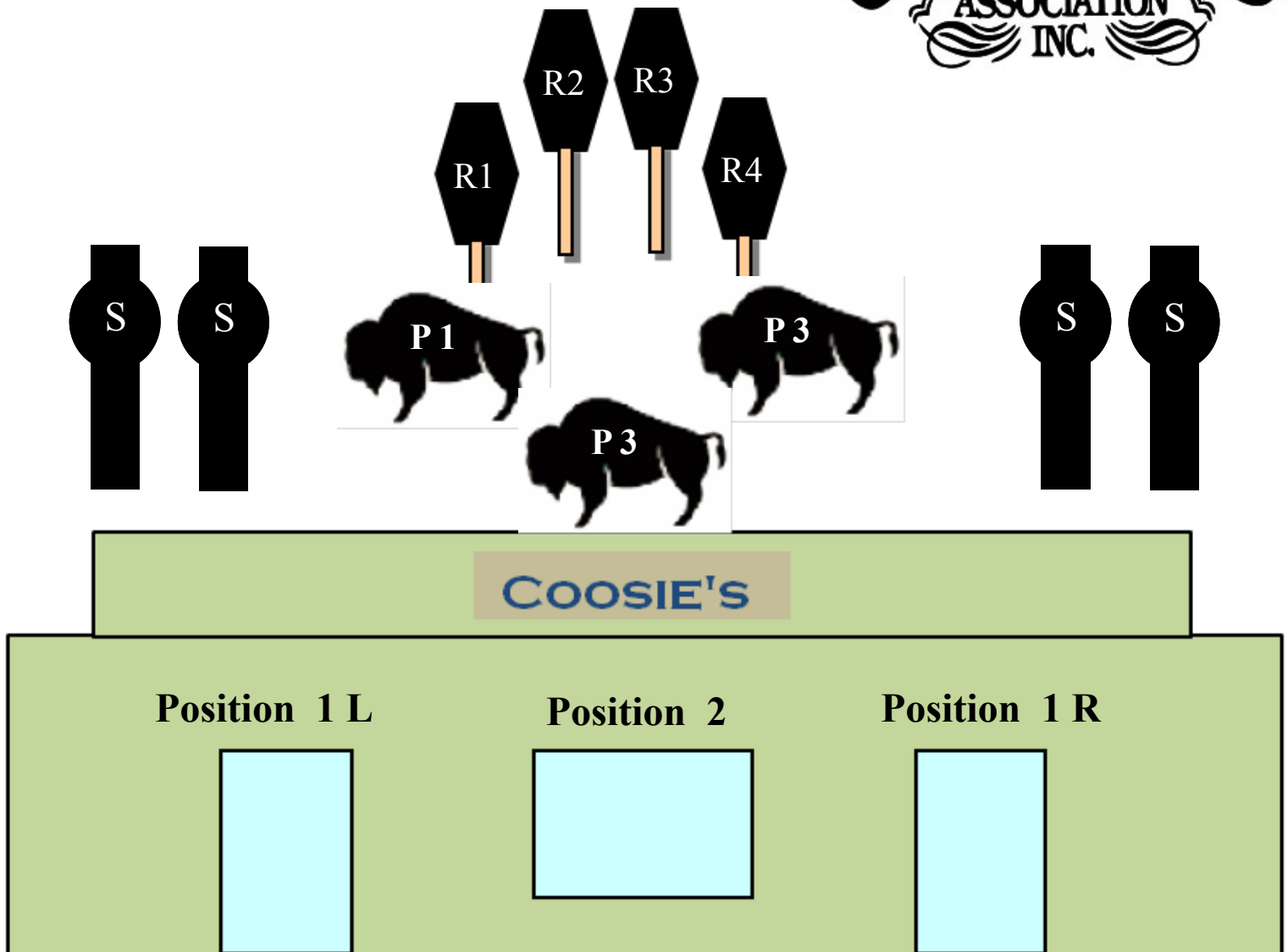
Move to the unloading table...

Please leave timer and spotting flags...

STAGE 6 OCTOBER 2014



10 Revolver, 10 Rifle, 2 + Shotgun



Start at position 1 L or 1R hands on hat. Rifle loaded with 10 rounds and open empty shotgun staged anywhere. Revolvers loaded with 5 rounds each holstered. To signify ready shooter says: "Where the buffalo roam"!!!

At buzzer, with shotgun engage the 2 targets in front of you until they're down, make shotgun safe. From position 2 with rifle engage R1 thru R4 in a 3-2-2-3 sweep starting on either end for a total of 10 rounds, make rifle safe. Remaining at position 2 with revolvers engage P1 thru P3 in a 2-1-2 sweep starting on either end, repeat instructions for a total of 10 rounds, holster. Move to remaining position 1 and with shotgun engage the S targets until they're down.

Move to the unloading table...

Please leave timer and spotting flags...