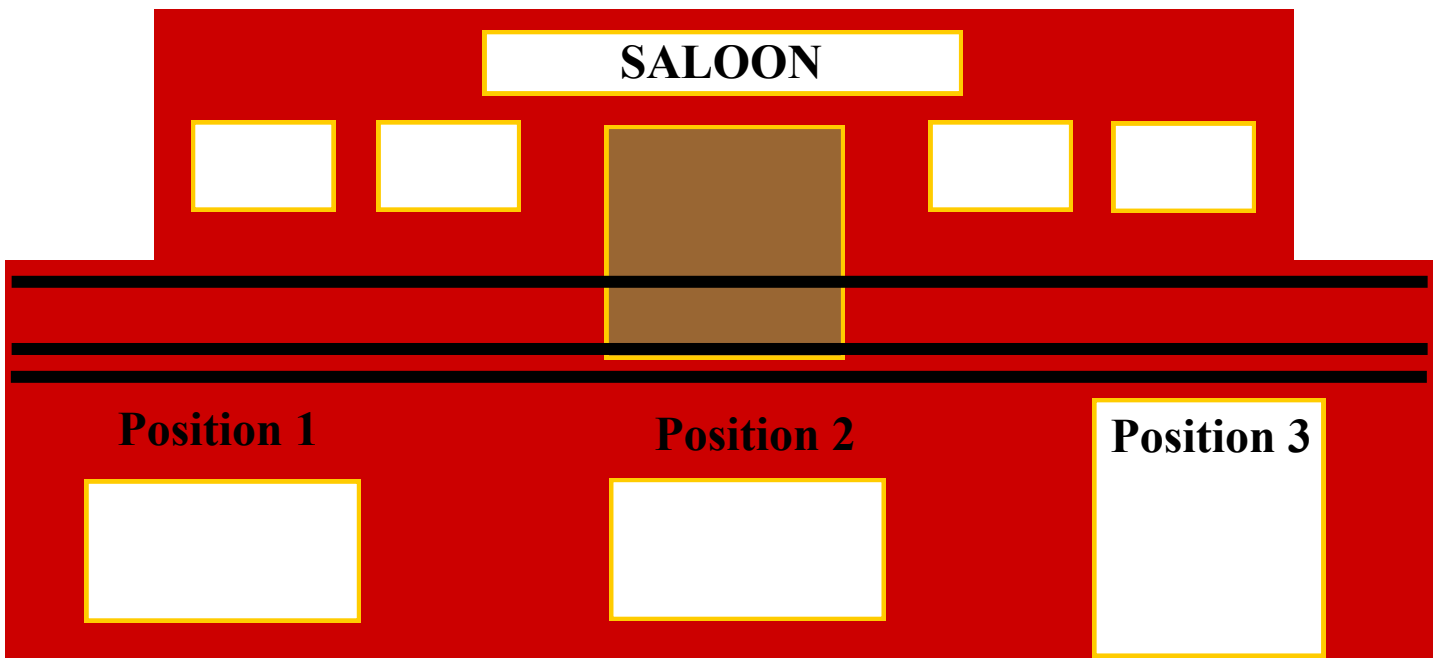
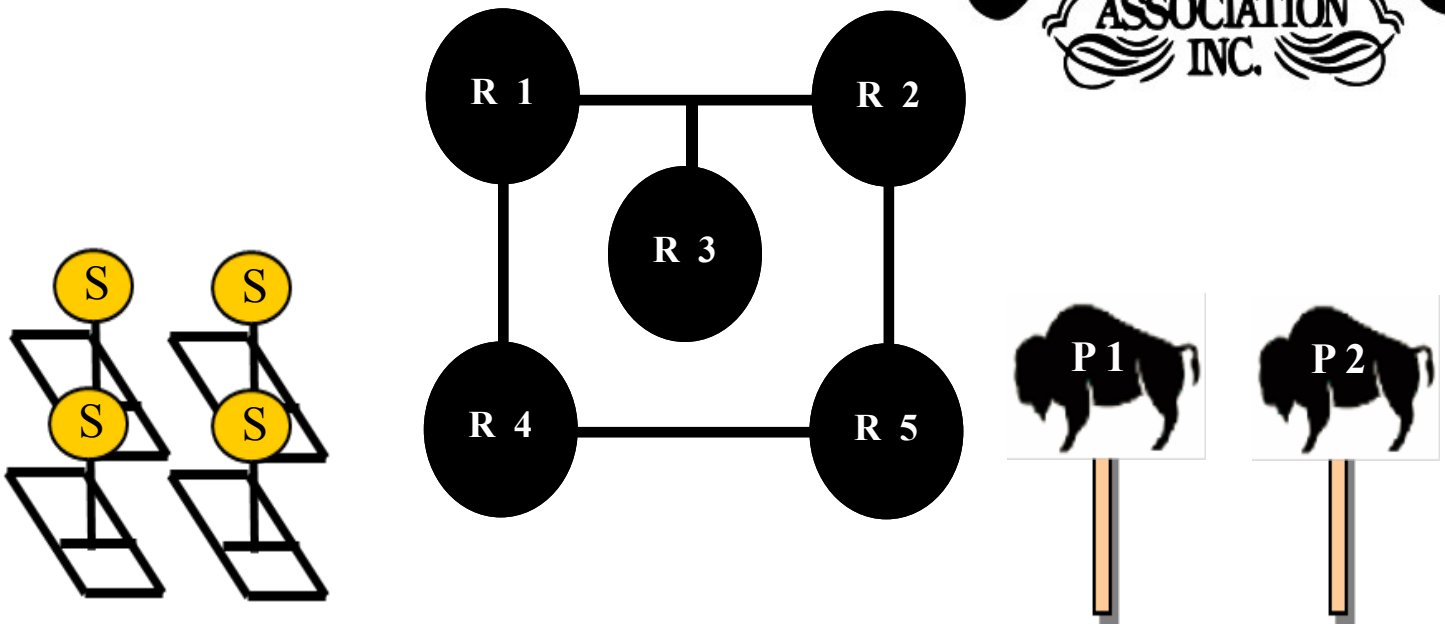


# STAGE 1 AUGUST 2014

10 Revolver, 10 Rifle, 4 + Shotgun



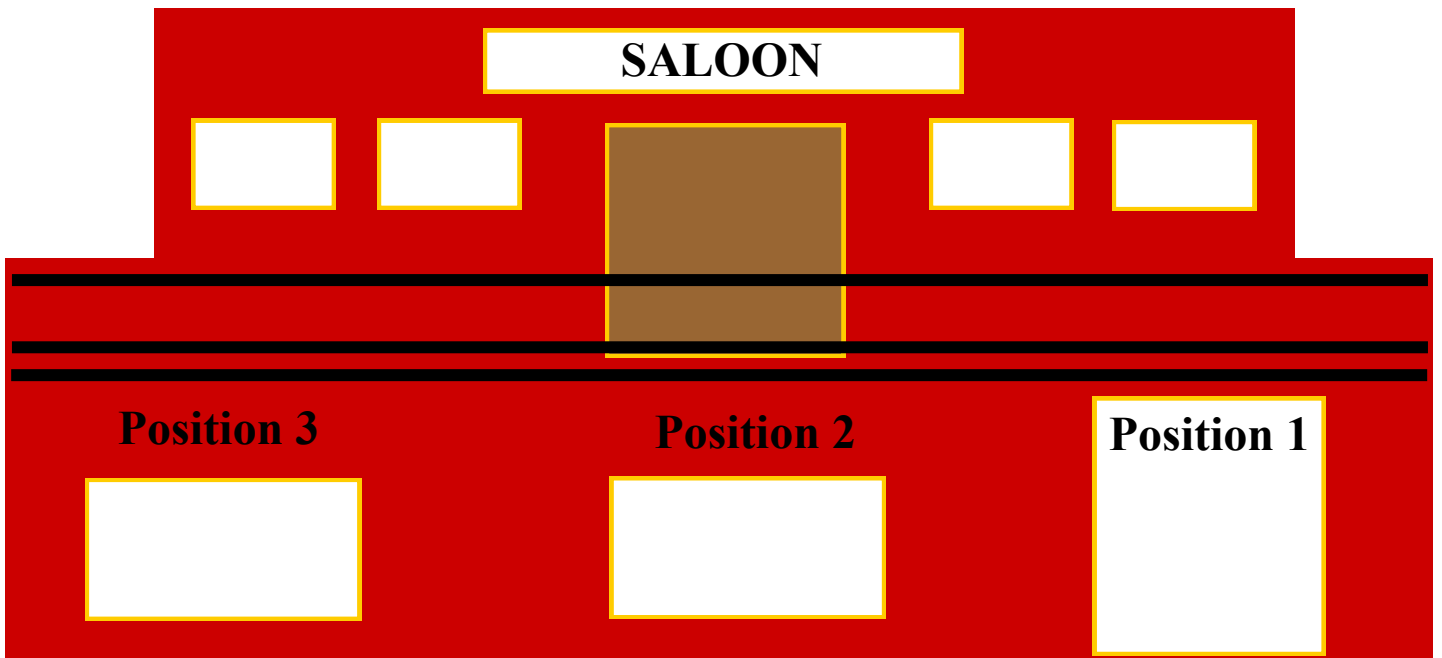
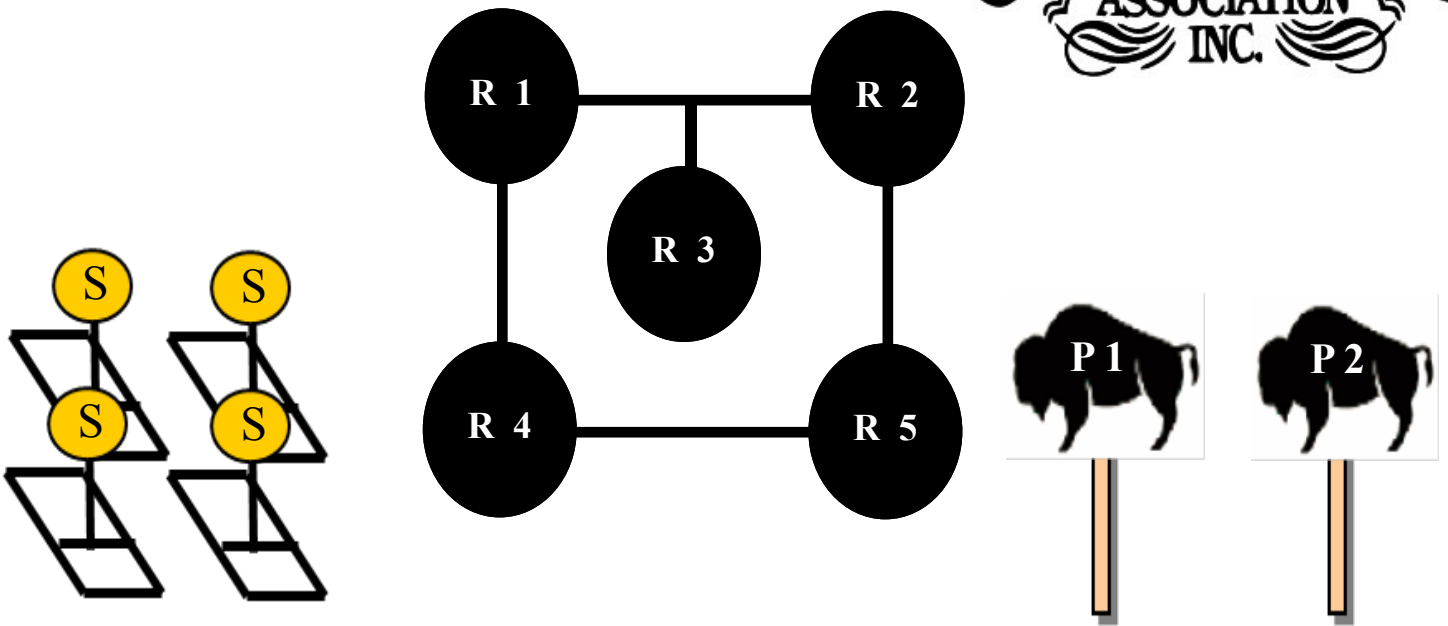
Start at position 1 hands at shooters preference (not touching guns). Rifle loaded with 10 rounds and open empty shotgun staged anywhere. Revolvers loaded with 5 rounds each holstered. To signify ready shooter says: "Don't let those buffalo get away!!!".....

At Buzzer: with shotgun engage the S targets until they're down, make shotgun safe. From position 2 with rifle engage R1 thru R5 with at least 2 rounds each in any order, make rifle safe. From position 3 with revolvers engage P1 and P2 with at least 2 rounds each in any order for 5 rounds, repeat instructions for a total of 10 rounds, holster. Move to unloading table...

**Please leave timer and spotting flags...**

# STAGE 2 AUGUST 2014

10 Revolver, 10 Rifle, 4 + Shotgun



Start at position 1 hands touching guns. Rifle loaded with 10 rounds and open empty shotgun staged anywhere. Revolvers loaded with 5 rounds each holstered. To signify ready shooter says: "Buffalo is good eating!!!".....

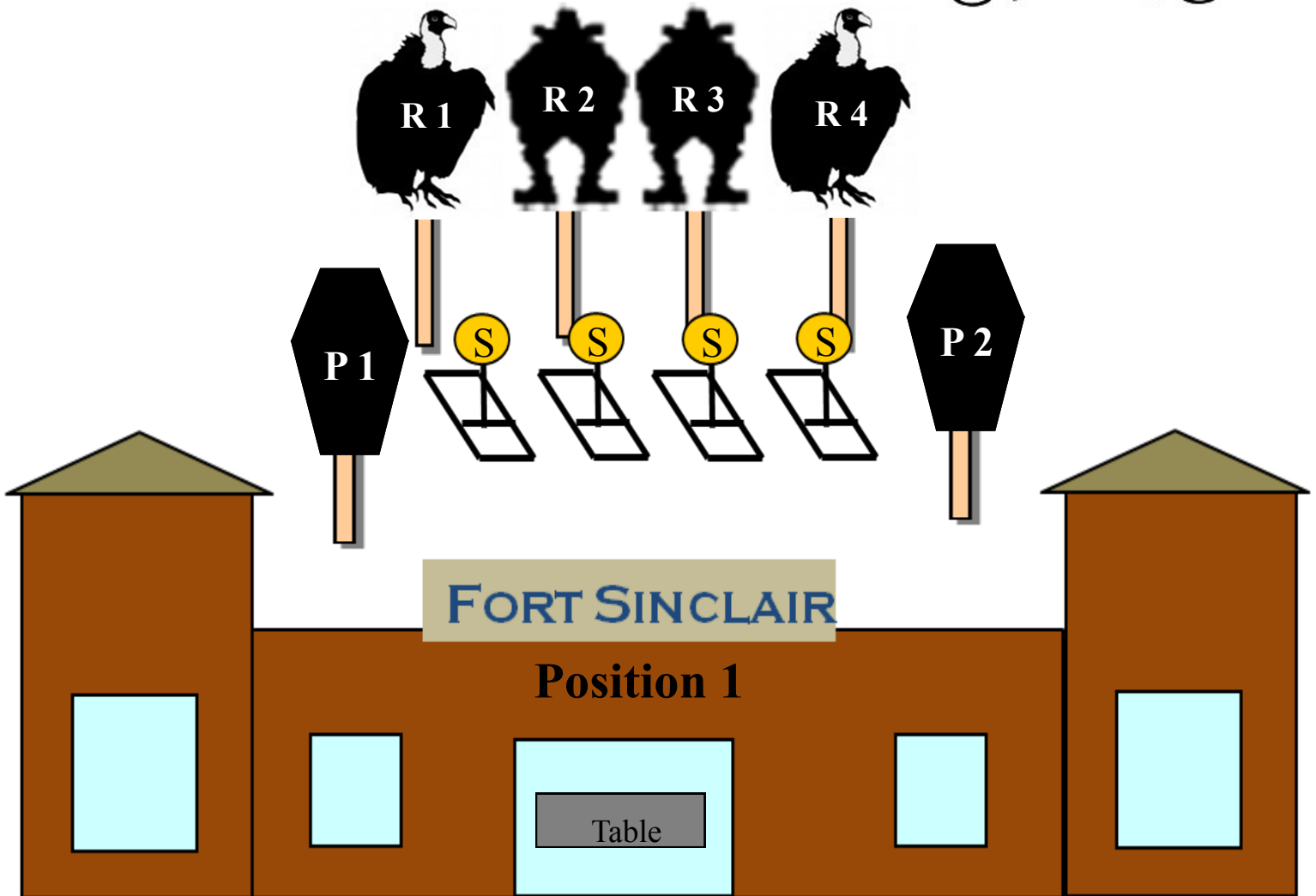
At Buzzer: with revolvers starting on either end engage P1 and P2 in a progressive sweep for a total of 10 rounds, holster. From position 2 with rifle engage R1, R2, R4 and R5 (outside targets) once each, place remaining 6 rounds on R3 (center target), make rifle safe. From position 3 with shotgun engage the S targets until they're down, make shotgun safe. Move to unloading table...

**Please leave timer and spotting flags...**

# STAGE 3 AUGUST 2014



10 Revolver, 10 Rifle, 4 + Shotgun



Start at position 1 hands flat on the table. Rifle loaded with 10 rounds and open empty shotgun staged anywhere. Revolvers loaded with 5 rounds each staged anywhere. To signify ready shooter says: "Stand and deliver !!!".....

Shooters choice, however rifle cannot be last

Revolvers: starting on either end engage P1 and P2 in an alternating double tap sweep, make revolvers safe.

Rifle: starting on either end engage the r targets as follows: inside, inside, outside, outside, inside, inside, outside, outside, inside, inside, make rifle safe.

Shotgun: engage the S targets until they're down, make shotgun safe.

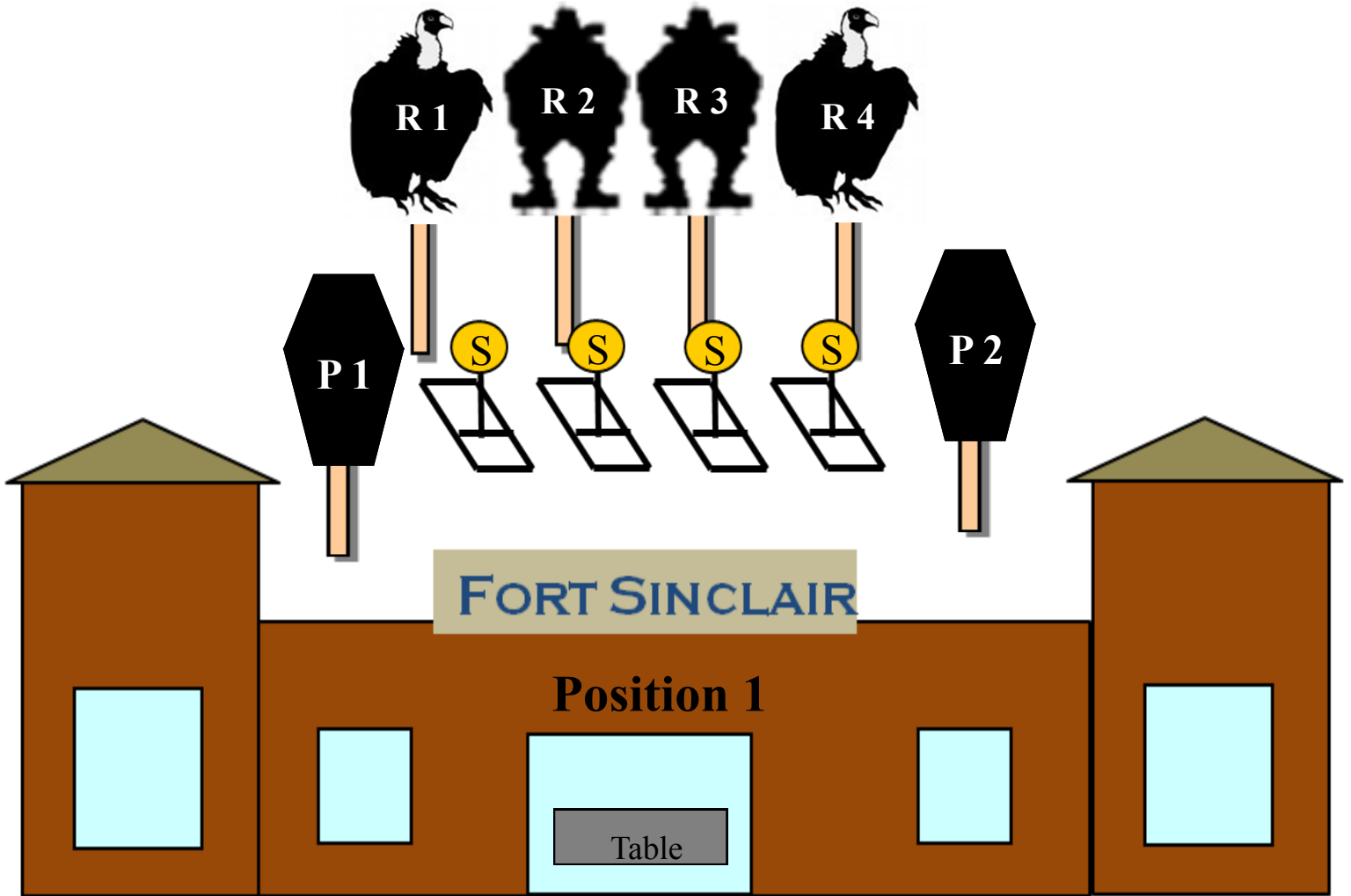
Move to unloading table...

**Please leave timer and spotting flags...**

# STAGE 4 AUGUST 2014



10 Revolver, 10 Rifle, 4 + Shotgun



Start at position 1 hands behind your back Rifle loaded with 10 rounds and open empty shotgun staged anywhere. Revolvers loaded with 5 rounds each staged anywhere. To signify ready shooter says: "Don't move!!!".....

Shooters choice, however rifle cannot be last

Revolvers: engage P1 and R1 thru R4 in any order, then engage P2 and R1 thru R4 in any order, make revolvers safe.

Rifle: Repeat revolver instructions, make rifle safe.

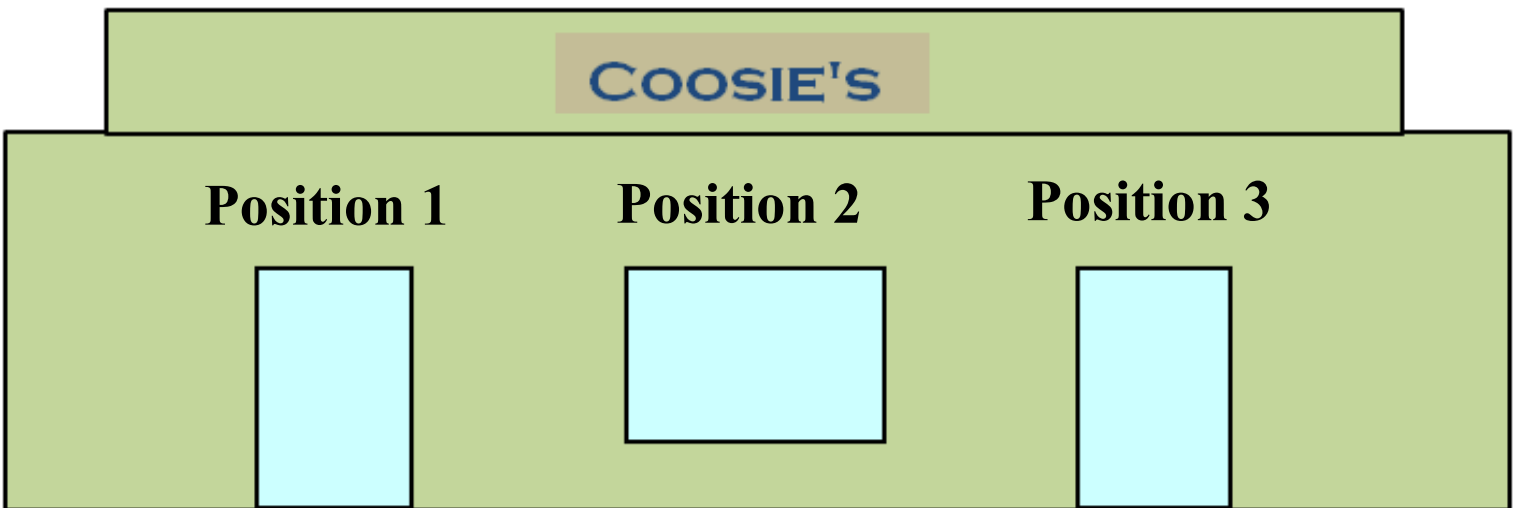

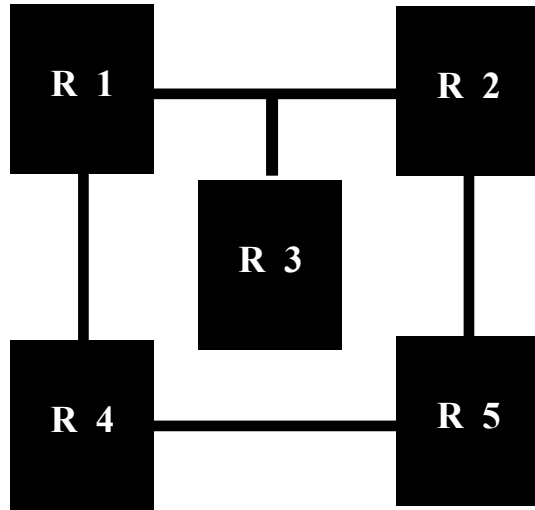
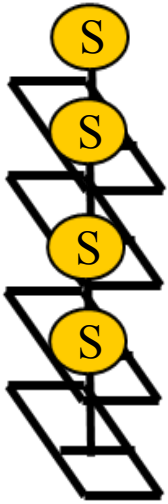
Shotgun: engage the S targets until they're down, make shotgun safe.

Move to unloading table...

**Please leave timer and spotting flags...**

# STAGE 5 AUGUST 2014

10 Revolver, 10 Rifle, 4+ Shotgun



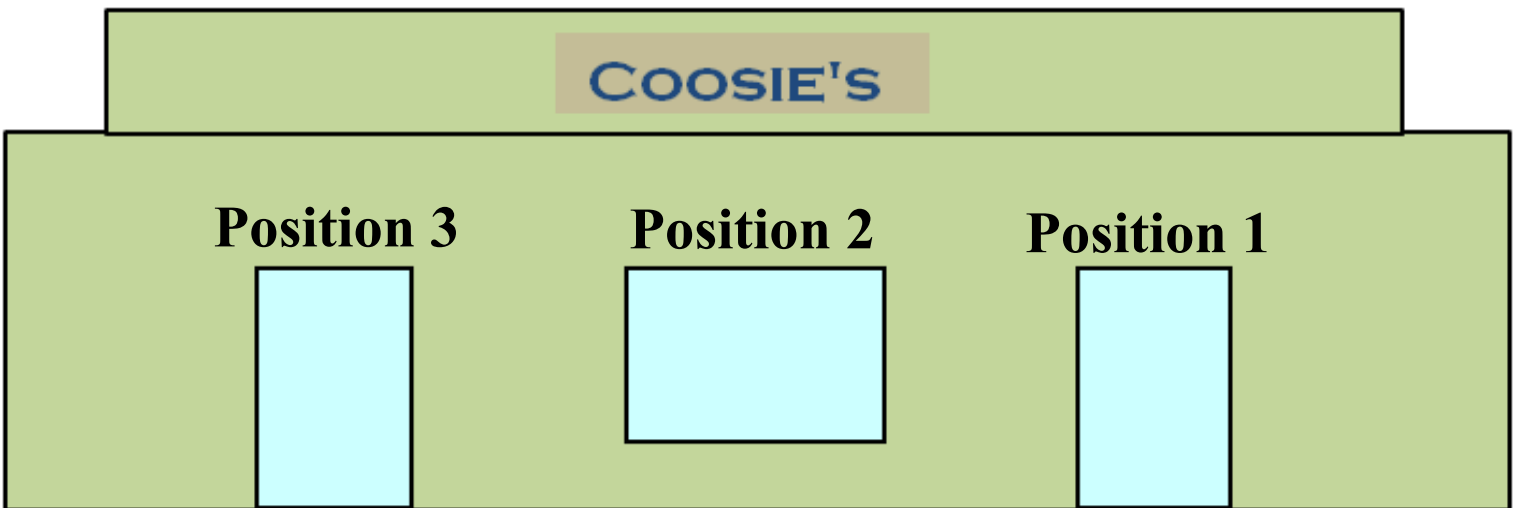

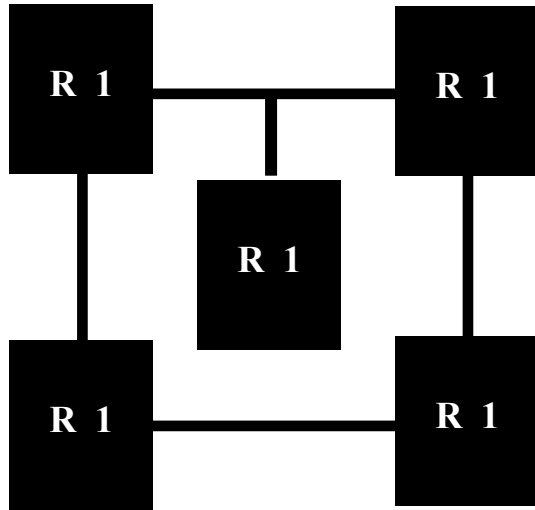
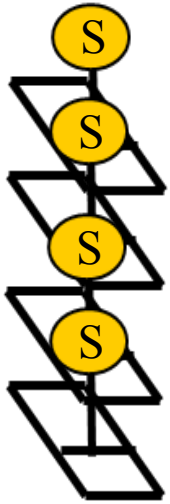
Start at position 1 hands on hat. Rifle loaded with 10 rounds and open empty shotgun staged anywhere. Revolvers loaded with 5 rounds each holstered. To signify ready shooter says: "What kind of store don't have hair grease???......"

At Buzzer: with shotgun engage the S targets until they're down, make shotgun safe. From position 2 with rifle starting on any target engage R1 thru R5 in an X pattern for 6 rounds, place the remaining 4 rounds on R3, make rifle safe. From position 3 with revolvers engage P1 thru P4 with at least 2 rounds each in any order for 10 rounds, holster. Move to unloading table...

**Please leave timer and spotting flags...**

# STAGE 6 AUGUST 2014

10 Revolver, 10 Rifle, 4+ Shotgun



Start at position 1 hands anywhere on the doorframe. Rifle loaded with 10 rounds and open empty shotgun staged anywhere. Revolvers loaded with 5 rounds each holstered. To signify ready shooter says: "Redneck regression!!!".....

At Buzzer: with revolvers starting on either end engage P1 thru P4 in a regressive sweep for a total of 10 rounds, holster. From position 2 with rifle engage any 4 R targets in a regressive sweep, make rifle safe. From position 3 with shotgun engage the S targets until they're down, make shotgun safe. Move to unloading table...

**Please leave timer and spotting flags...**