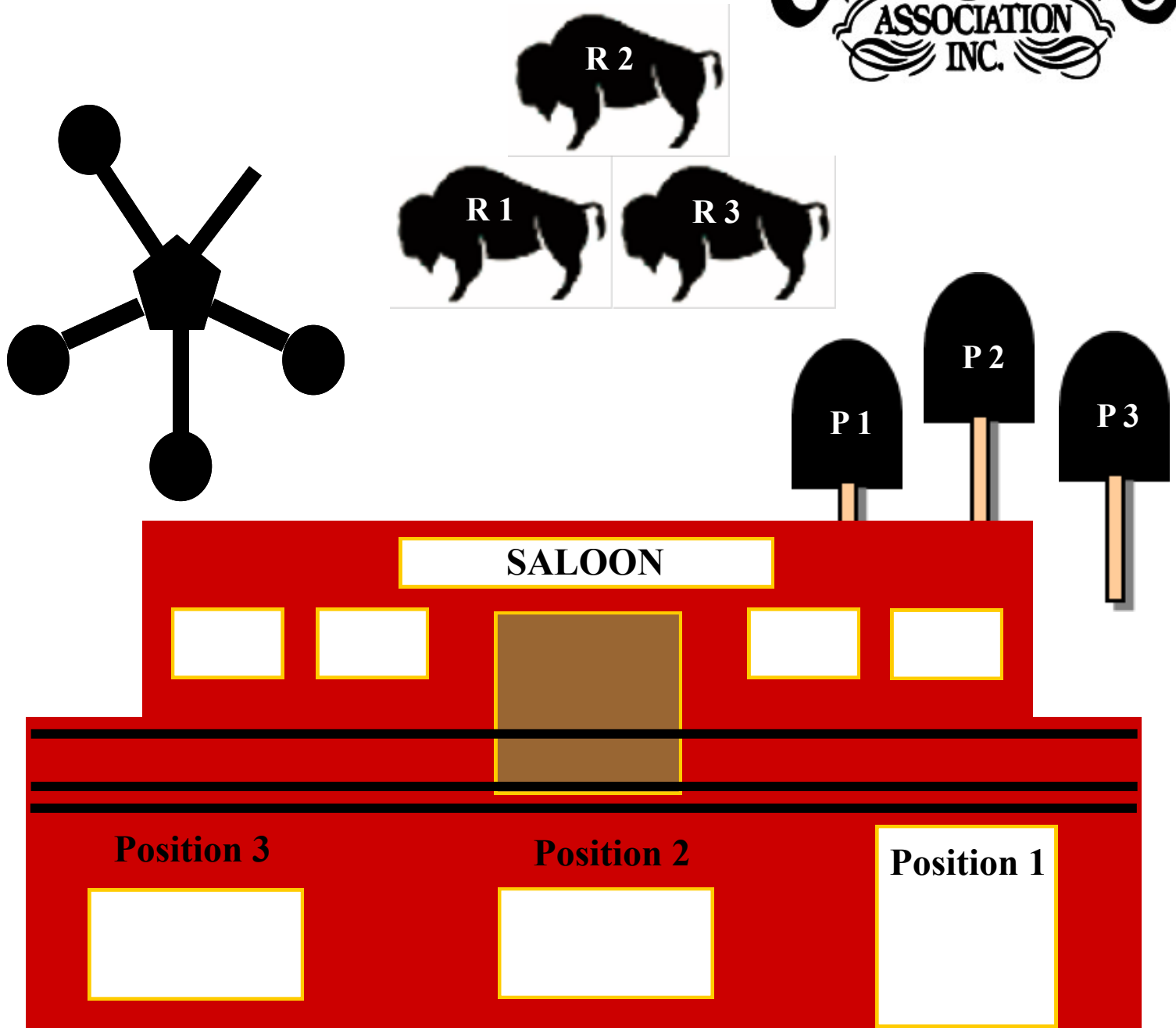


# STAGE 1 JULY 2014

10 Revolver, 10 Rifle, 4 + Shotgun



Start at position 1 hands at shooters preference. Rifle loaded with 10 rounds and open empty shotgun staged anywhere. Revolvers loaded with 5 rounds each holstered. To signify ready shooter says: "Who's tombstone is this???".....

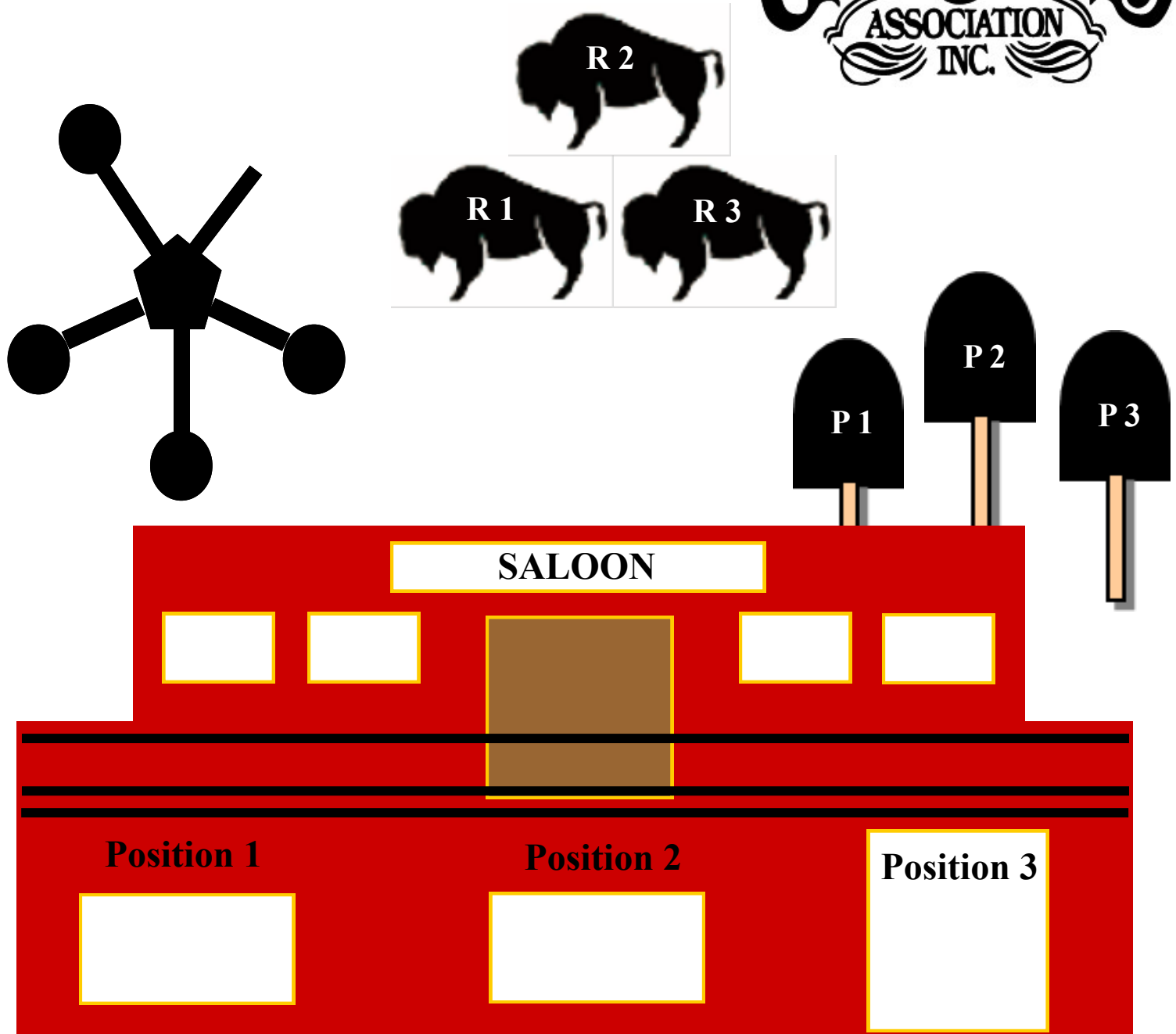
At buzzer with revolvers engage P1 thru P3 in a 2-1-2 sweep starting on either end, repeat instructions for a total of 10 rounds, holster. At position 2 with rifle engage R1 thru R3 with the same instructions as the revolvers, make rifle safe. At position 3 with shotgun engage the 4 plates on the star until they're off, make shotgun safe.

Move to unloading table...

Please leave timer and spotting flags...

# STAGE 2 JULY 2014

10 Revolver, 9 Rifle, 4 + Shotgun



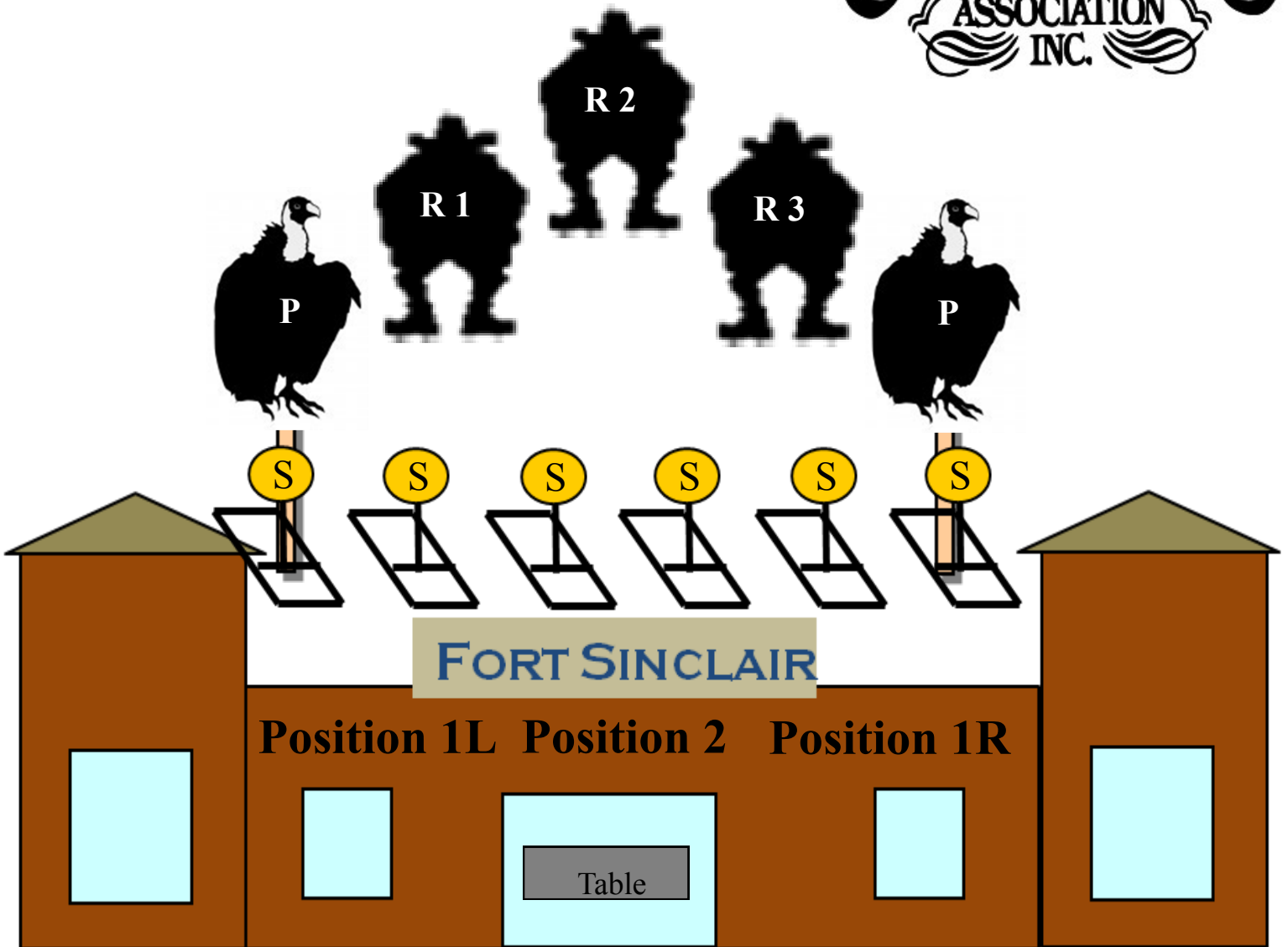
Start at position 1 hands on hat. Rifle loaded with 9 rounds and open empty shotgun staged anywhere. Revolvers loaded with 5 rounds each holstered. To signify ready shooter says: "The star must die!!!".....

At buzzer with shotgun engage the 4 plates on the star until they're off, make shotgun safe. At position 2 with the rifle triple tap R1 R2 R3 in any order for a total of 9 rounds, make rifle safe. At position 3 with revolvers triple tap P1 P2 P3 in any order placing the 10th round anywhere, holster. Move to unloading table...

**Please leave timer and spotting flags...**

# STAGE 3 JULY 2014

10 Revolver, 9 Rifle, 4 + Shotgun



Start at position 1L or 1R, hands behind your back. Rifle loaded with 9 rounds and open empty shotgun staged anywhere. Revolvers loaded with 5 rounds each, holstered.

To signify ready shooter says: "Dang buzzards"!!!

At buzzer: Shooters choice, however rifle can not be last!

Revolvers: From Position 1L and 1R engage the P target with 3 rounds and any R target with 2 rounds in any order, holster.

Rifle: Engage R1 thru R3 from either end with 3 sweeps (no double taps), for a total of 9 rounds, make rifle safe.

Shotgun: From any two positions engage 2 S/G targets for a total of 4 until they're down, make shotgun safe.


Move to the unloading table...

**Please leave timer and spotting flags...**

# STAGE 4 JULY 2014



10 Revolver, 10 Rifle, ? + Shotgun



Start at position 1L or 1R, hands at high surrender. Rifle loaded with 10 rounds and open empty shotgun staged anywhere. Revolvers loaded with 5 rounds each, holstered.

To signify ready shooter says: "Shoot those outlaws"!!!

At buzzer: Shooters choice, however rifle can not be last!

Revolvers: From Position 1L and 1R engage the P target with 4 rounds and any S target with 1 round in any order, holster.

Rifle: Engage R1 thru R3 with 2 rounds each in any order place remaining 4 rounds on any S targets (in any order), for a total of 10 rounds, make rifle safe.

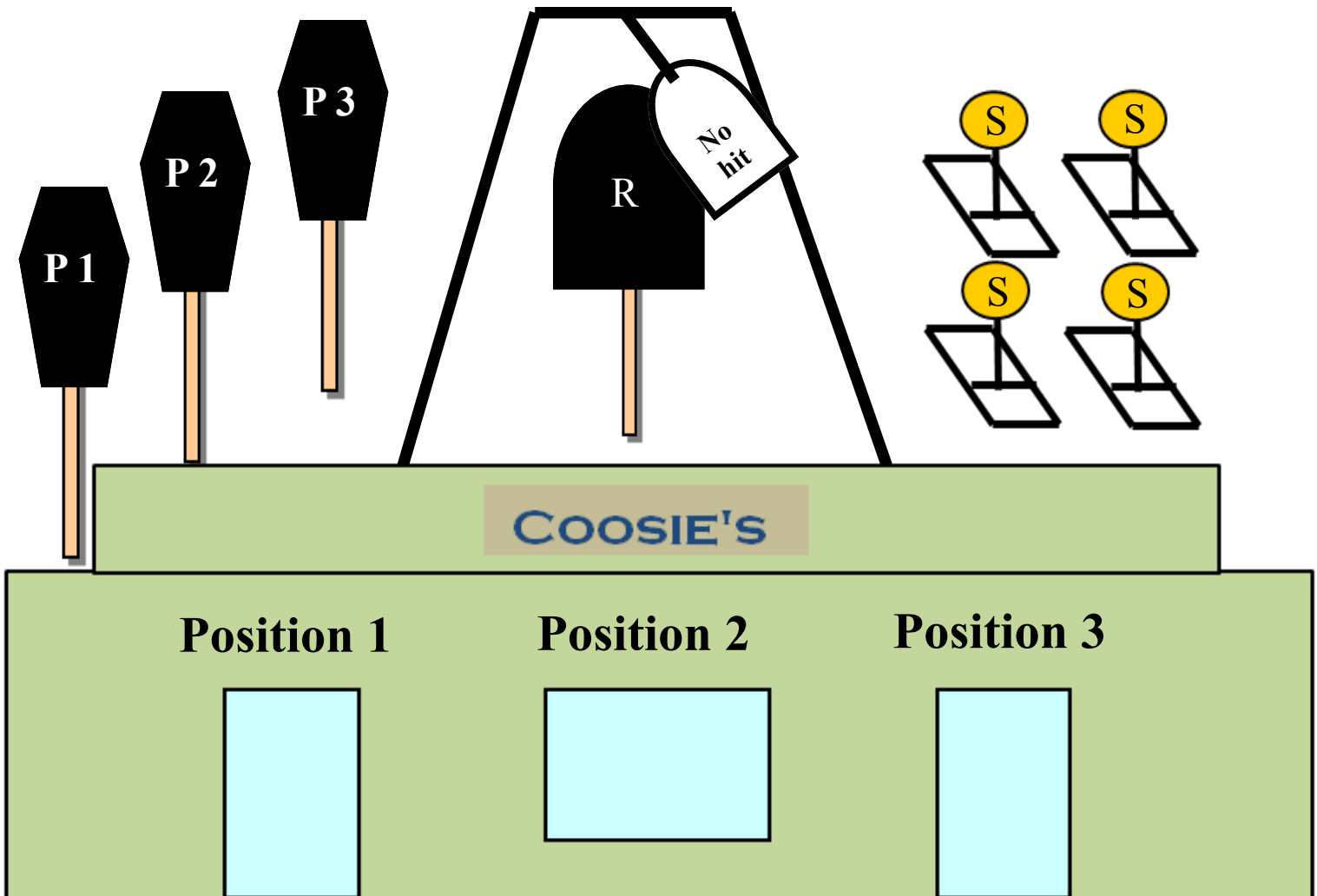
Shotgun: see below:

Note: All S/G targets that do not go down with rifle and revolver can be made up at the end of the stage with the S/G from any of the original positions. Do not shoot them all from one position  
Move to the unloading table...

**Please leave timer and spotting flags...**

# STAGE 5 JULY 2014

10 Revolver, 10 Rifle, 4+ Shotgun



Start at position 1 revolver(s) loaded with 5 rounds each in hand. Open empty shotgun and rifle loaded with 10 rounds staged anywhere. To signify ready shooter says: Don't hit the swinger!!!!

At buzzer with revolvers engage P 1 thru P3 1-3-1 sweep starting on either end repeat instructions for a total of 10 rounds, Holster. At position 2 with rifle engage the Stationary target with 10 rounds, make rifle safe. At position 3 with shotgun engage the S/G targets until they're down, make shotgun safe.

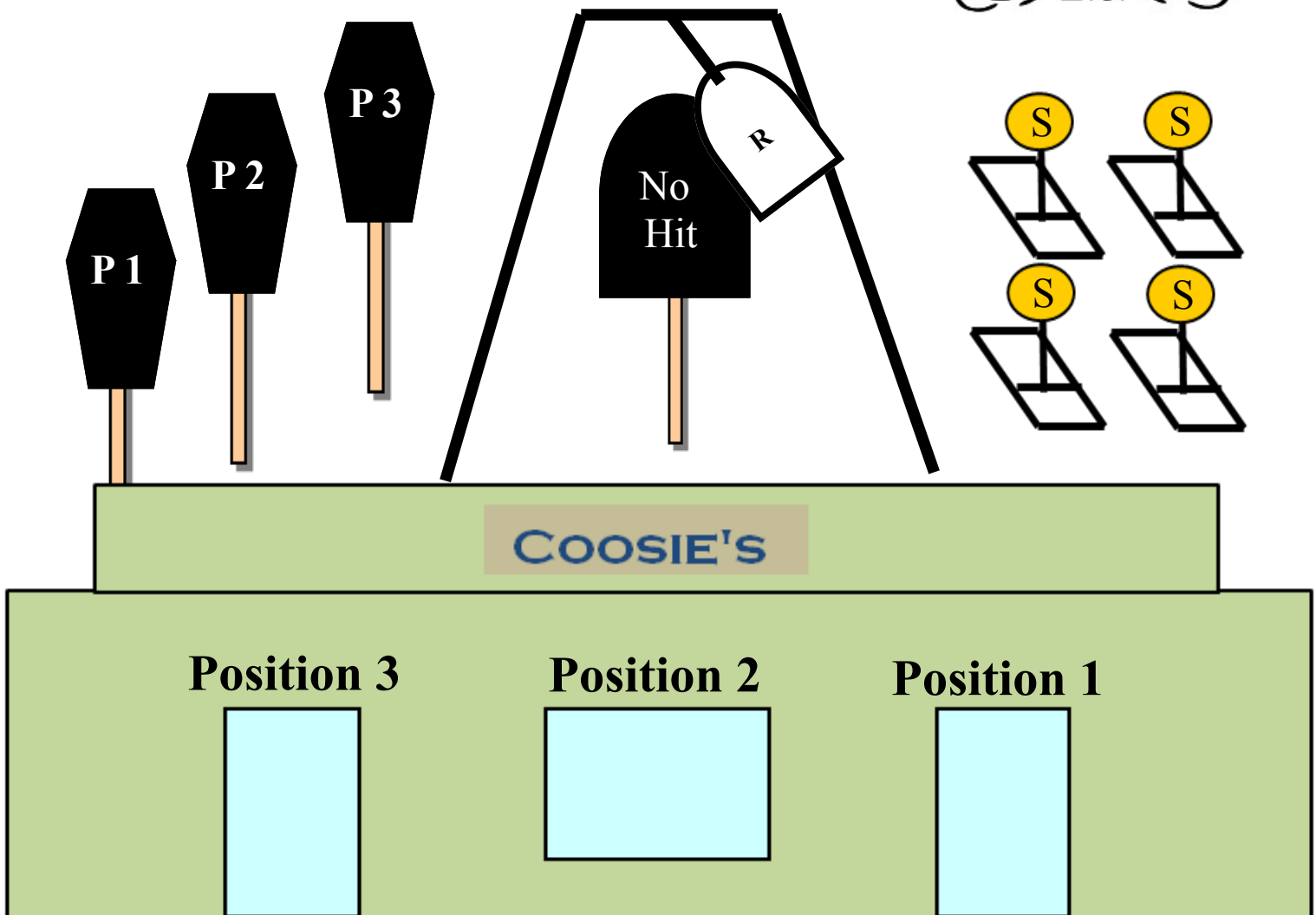
Note: rifle misses would be rounds that miss the stationary target or rounds that hit the moving target!!!

Move to the unloading table...

**Please leave timer and spotting flags...**

# STAGE 6 JULY 2014

10 Revolver, 10 Rifle, 4+ Shotgun



Start at position 1 open empty shotgun in hand. Rifle loaded with 10 rounds staged anywhere. Revolvers loaded with 5 rounds each, holstered. To signify ready shooter says: "Hit the swinger"!!!

At buzzer with shotgun engage the S targets until they're down, make shotgun safe. At position 2 with rifle engage swinging target for a total of 10 rounds, make rifle safe. At position 1 with revolvers engage the P targets with at least 2 rounds each in any order for a total of 10 rounds, holster.

Note: rifle misses would be rounds that miss the moving target!!!

Move to the unloading table...

**Please leave timer and spotting flags...**