


Stage 1 May 2014

10 Revolver, 10 Rifle, 4 +Shotgun



Position 3

Position 2

Position 1

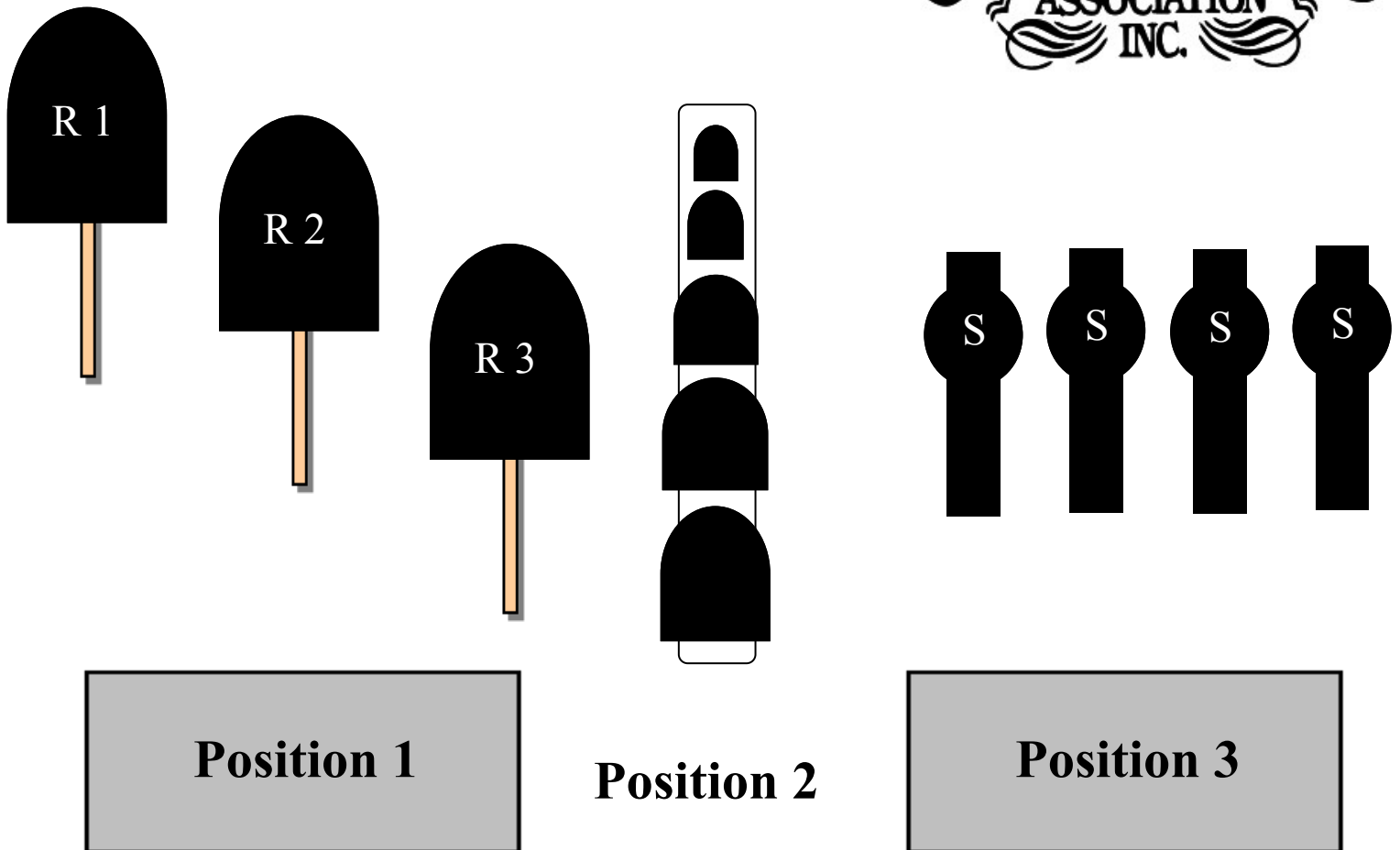
Start at position 1 rifle loaded with 10 rounds "in hand". Open empty shotgun staged anywhere. Two revolvers loaded with 5 rounds each, holstered. To signify ready shooter says: "Double tap the ends"!!!

At buzzer with rifle engage R1 thru R4 in 2-1-1-1 sweep staring on either end, repeat instructions (yes you may triple tap on one end!) for a total of 10 rounds, make rifle safe. At position 2 with shotgun engage the S targets in front of you until they're down, make shotgun safe. At position 3 engage P1 thru P4 with the same instructions as the rifle, holster. Move to the unloading table.

Please leave timer and spotting flags...

Stage 2 May 2014

10 Revolver, 9 Rifle, 4 +Shotgun



Start at position 1 hands on revolvers. Rifle loaded with 9 rounds and open empty shotgun staged anywhere. Two revolvers loaded with 5 rounds each, holstered. To signify ready shooters says: "Tombstone"!!!

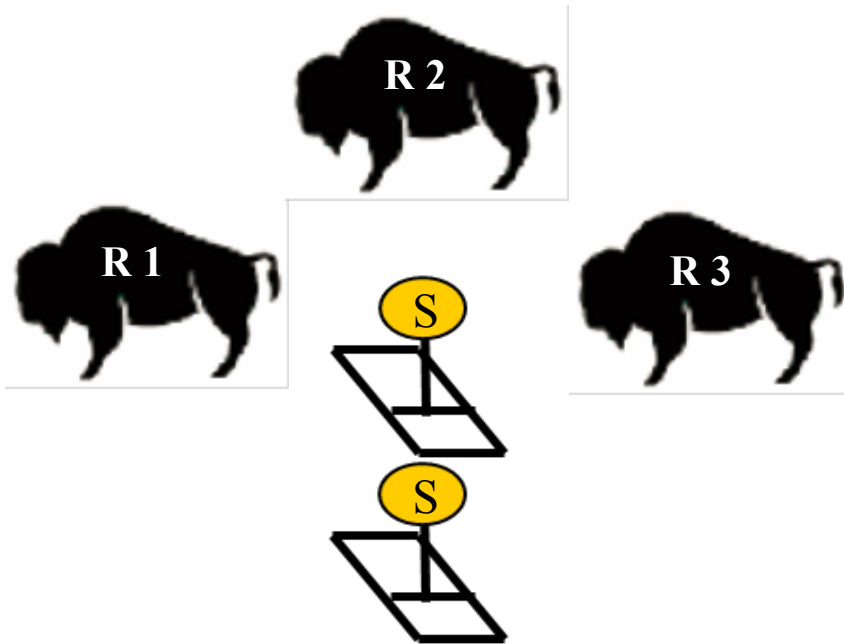
At buzzer with rifle engage R1 thru R3 with at least 3 rounds each for a total of 9 rounds, make rifle safe. At position 2 with revolvers engage the tombstone rack with 5 rounds and any rifle target with 5 rounds in any order, for a total of 10 rounds, holster. At position 3 with shotgun engage the S targets in front of you until they're down, make shotgun safe. Move to the unloading table.

Note position 2 is anywhere between position 1 and 3. Any plates left standing are counted as a miss.

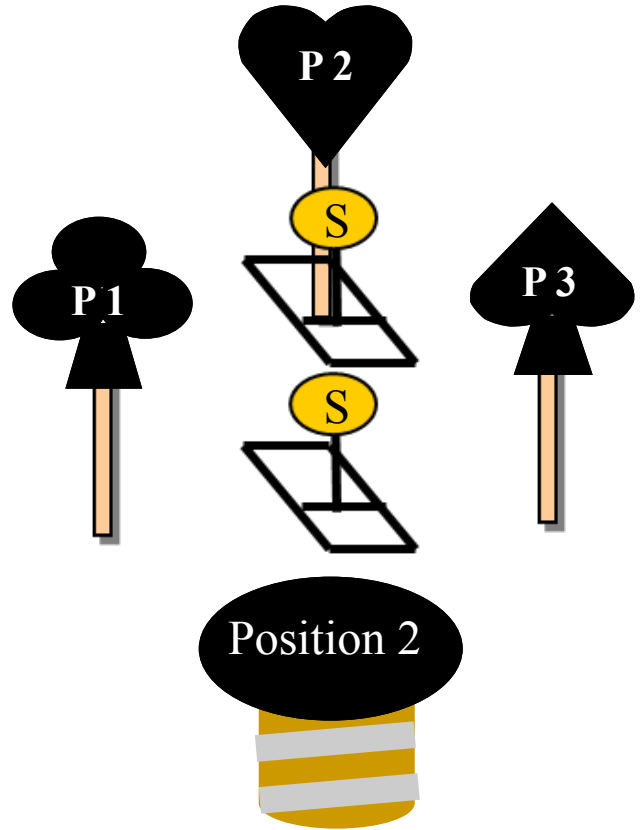

Please leave timer and spotting flags...

Stage 3 May 2014

10 Revolver, 8 Rifle, 4 +Shotgun



Position 1



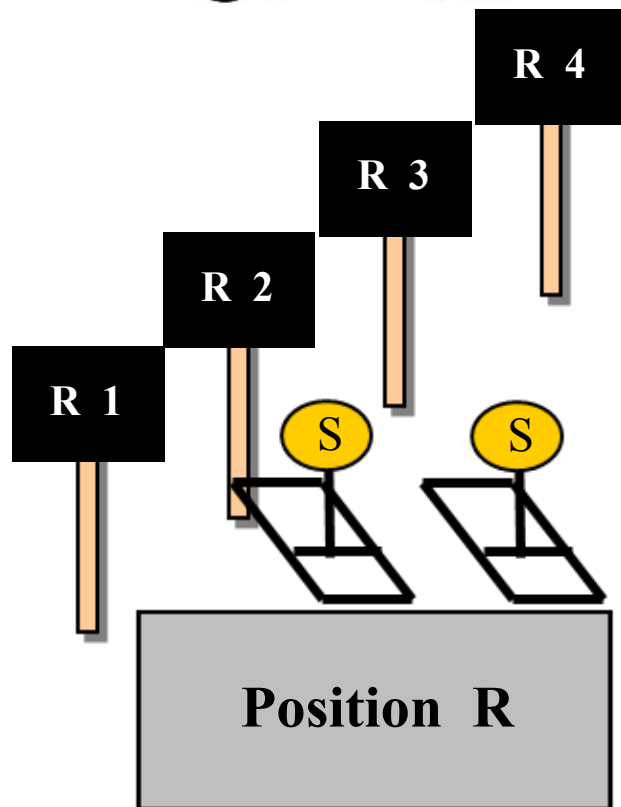
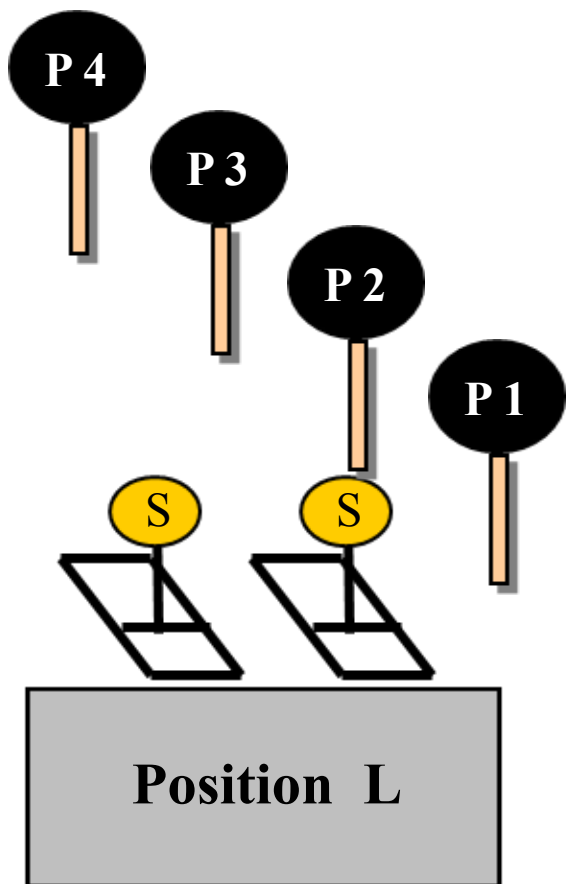
Start at position 1 hands on hat. Rifle loaded with 8 rounds, and open empty shotgun staged anywhere. Revolvers loaded with 5 rounds each holstered. To signify ready shooter says: "Split the shotgun"!!!

At buzzer, with rifle engage R1 with 3 rounds and R2 once, repeat instructions on R3 and R2 for a total of 8 rounds, make rifle safe. With shotgun engage the S targets in front of you until they're down, safely move to position 2 and repeat shotgun instructions, make shotgun safe. With revolvers engage P1 with 3 rounds and P2 twice, repeat instructions with P3 and P2 for a total of 10 rounds. Move to unloading table.

Please leave timer and spotting flags...

Stage 4 May 2014

10 Revolver, 10 Rifle, 4+ Shotgun



Start anywhere behind the table L or R, hands on table. Rifle loaded with 10 rounds and open empty shotgun staged anywhere. Revolvers loaded with 5 rounds each, holstered. To signify ready shooter says:

“Progress then regress”!!!

At buzzer: Shooters choice, however rifle can not be last!!!

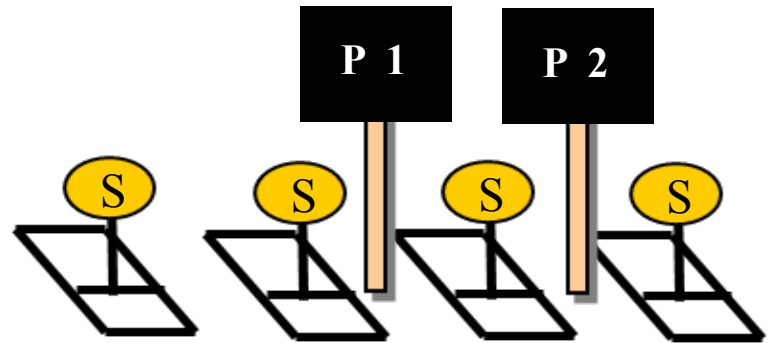
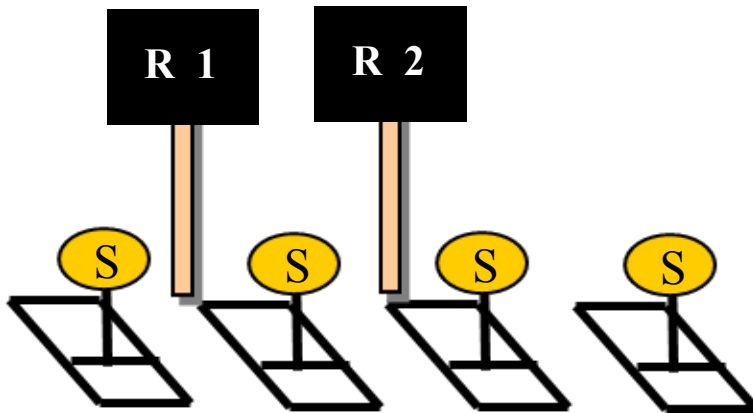
At position L With revolver(s) engage P1 thru P4 with a regressive sweep starting on either end for a total of 10 rounds, holster. Engage the 2 shotgun targets in front of you until they’re down, safely take shotgun to opposite position and make it safe.

At position R with rifle engage R1 thru R4 in a progressive sweep starting on either end for a total of 10 rounds, make rifle safe, engage the S targets in front of you to finish the stage. Move to the unloading table.

Please leave timer and spotting flags...

Stage 5 May 2014

5 Rifle, 5 Revolver, 8 +Shotgun



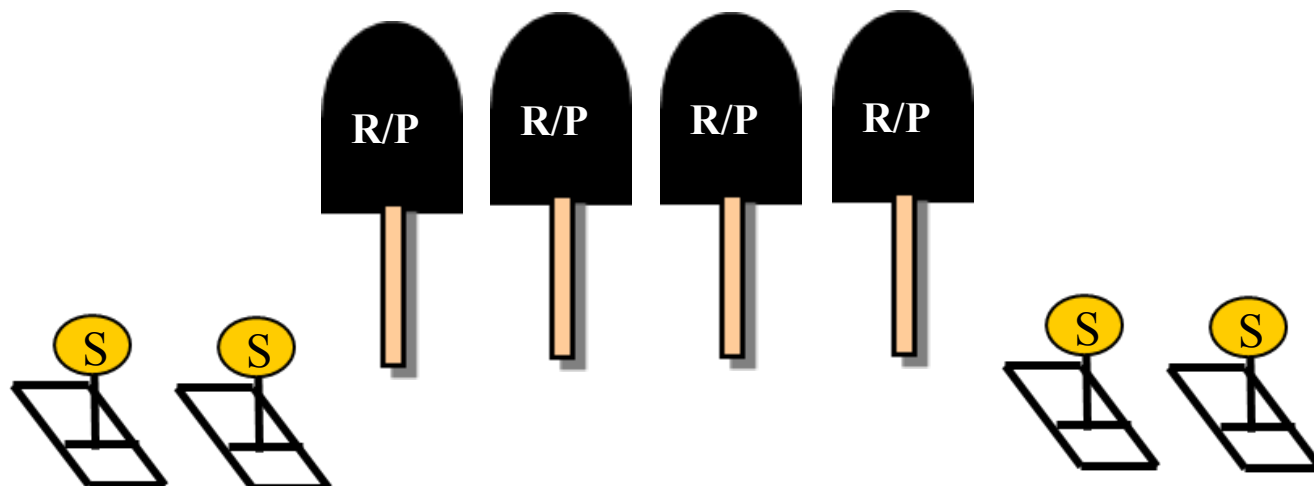
Start at position 1 open empty shotgun In hand. Rifle loaded with 5 rounds staged anywhere. Revolver (s) loaded with 5 rounds staged anywhere. To signify ready shooter says: "Shotgun"!!!

At buzzer with shotgun engage the S targets in front of you until they're down, make shotgun safe. With rifle alternate 5 rounds on R1 and R2 in any order, make rifle safe. Take shotgun to position 2 and repeat instructions from position 1, make shotgun safe. With revolver (s) engage P1 and P2 with same instructions as the rifle. Move to the unloading table.

Please leave timer and spotting flags...

Stage 6 May 2014

10 Revolver, 10 Rifle, 4 +Shotgun



Position 1



Start at position 1 Hands on horse. Open empty shotgun and rifle loaded with 10 rounds staged on the horse. Two revolvers loaded with 5 rounds each, holstered. To signify ready shooters says: “Let’s go to Nevada”!!!

At buzzer: Shooters choice, however rifle can not be last!

Revolvers: Starting on either end engage R/P 1 thru 4 in a continuous Nevada sweep for a total of 10 rounds, Holster.

Rifle: Same instructions as the revolvers.

Shotgun: Engage the S targets in any order until they’re down.

Move to the unloading table.

Please leave timer and spotting flags...