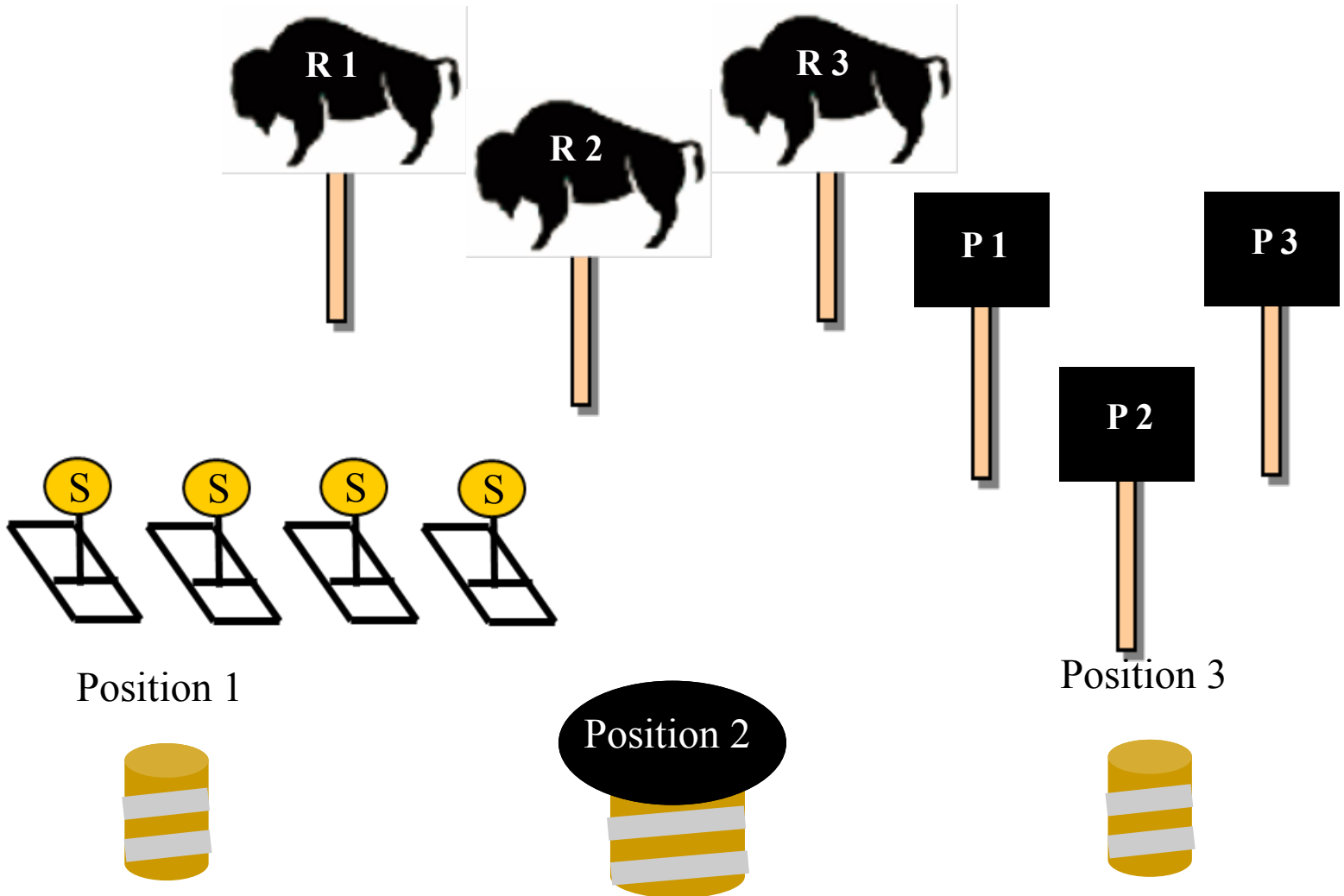


# STAGE 1 JANUARY 2014

10 Revolver, 10 Rifle, 4 + Shotgun



Start at position 1, open empty shotgun at port arms. Rifle loaded with 10 rounds staged anywhere. Revolvers loaded with 5 rounds each holstered. To signify ready shooter says: "Where the hell did these Buffalo come from???"

At buzzer with shotgun engage the S targets until they're down, make shotgun safe. At position 2 with rifle engage R1 thru R3 from either direction in a double tap Nevada sweep for a total of 10 rounds, make rifle safe. At position 3 with revolvers engage P1 thru P3 with the same instructions as the rifle.

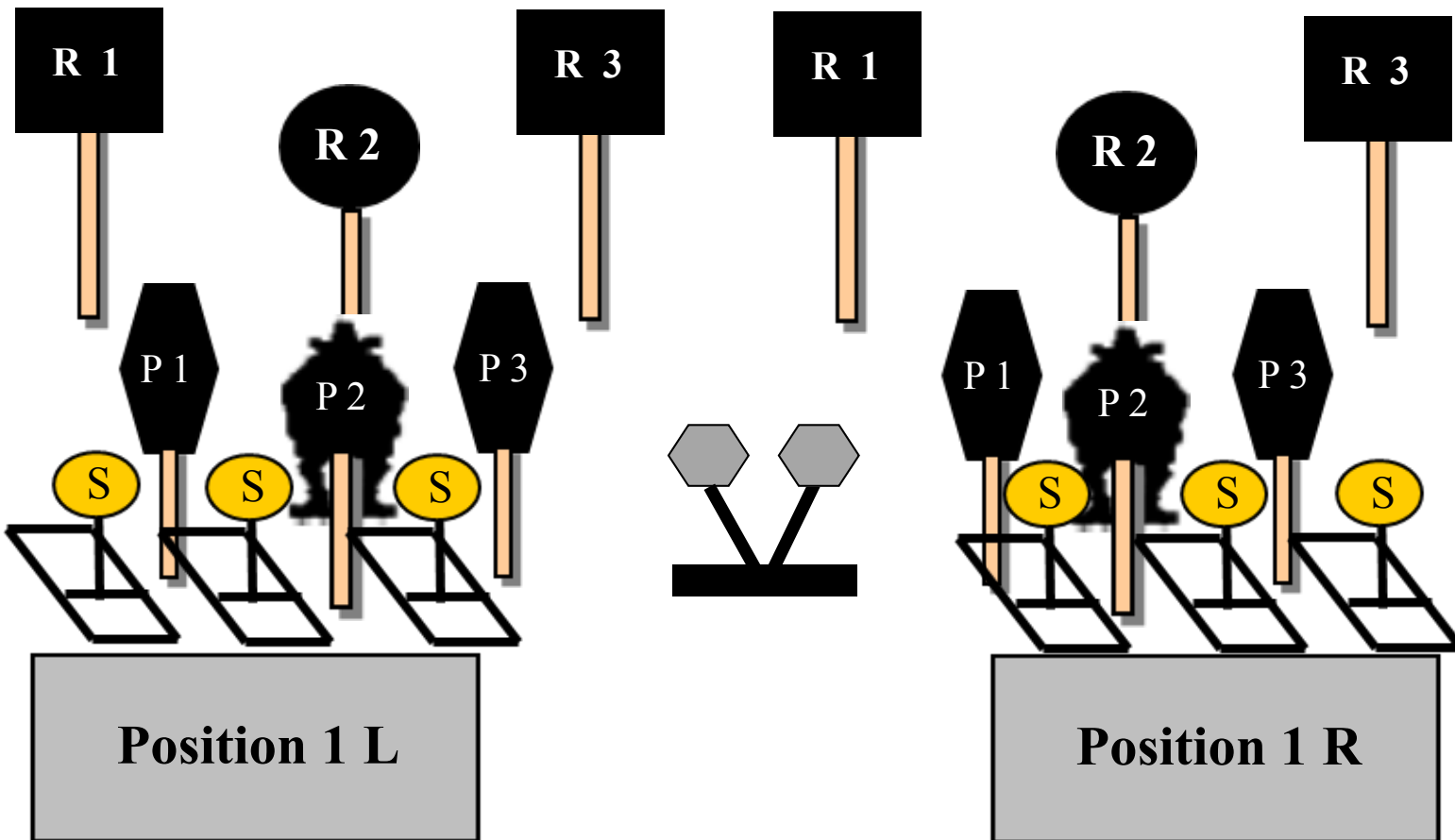
**Note: Position 1 and 3 are defined as at least one foot behind the lil barrel!!!**

Move to unloading table...

**Please leave timer and spotting flags...**

# STAGE 2 JANUARY 2014

10 Revolver, 10 Rifle, 4 + Shotgun



Start at position 1 L or 1R hands at shooters choice (anywhere) Rifle loaded with 10 rounds staged anywhere on the table. Revolvers loaded with 5 rounds each, holstered. Open empty shotgun staged anywhere on the table. To signify ready shooter says: "Shoot fast or go home"!!!

At buzzer shooters choice, however rifle cannot be last!

With rifle engage R1 thru R3 with at least 2 rounds each any order for a total of 10 rounds, make rifle safe.

With revolvers engage P1 thru P3 with the same instructions as the rifle, holster.

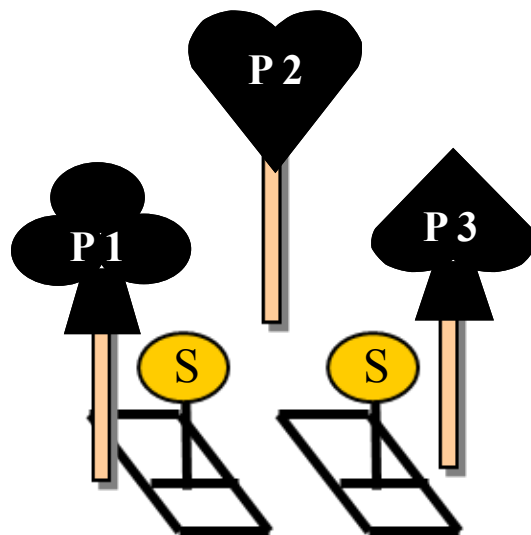
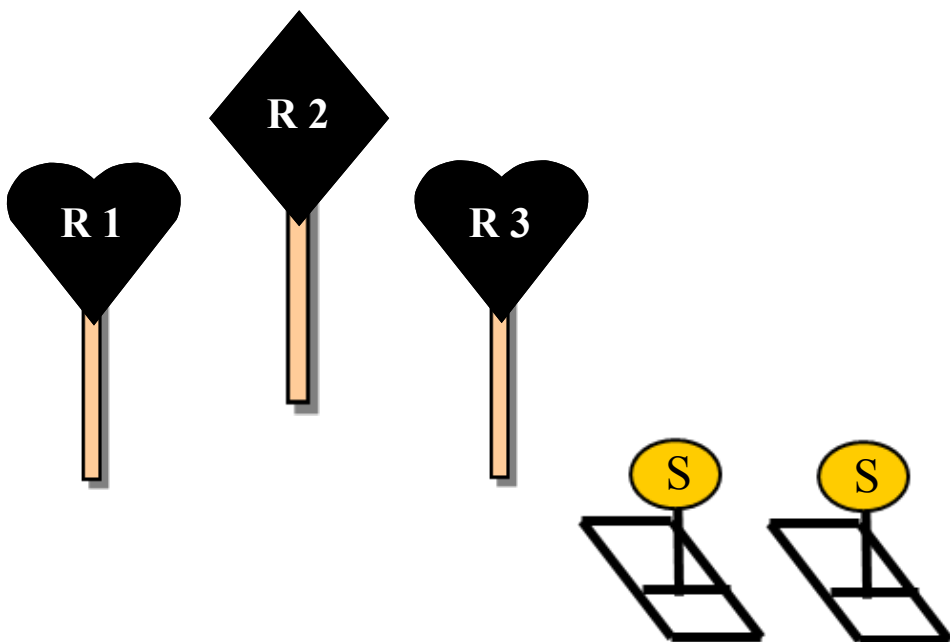
With shotgun engage the S targets in front of you and one of the crossover targets.

Move to the unloading table...

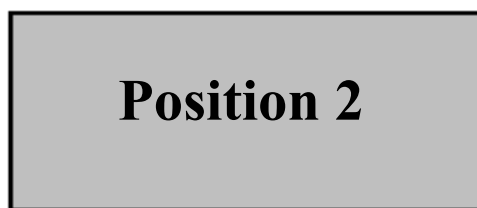
**Please leave timer and spotting flags...**

# STAGE 3 JANUARY 2014

10 Revolver, 10 Rifle, 4 + Shotgun



Position 2



Start with at least one foot in the ring. Rifle loaded with 10 rounds in hand. Two revolvers loaded with 5 rounds, holstered. Open empty shotgun staged anywhere. To signify ready shooter says: "One more card and I have 4 of a kind"!!!

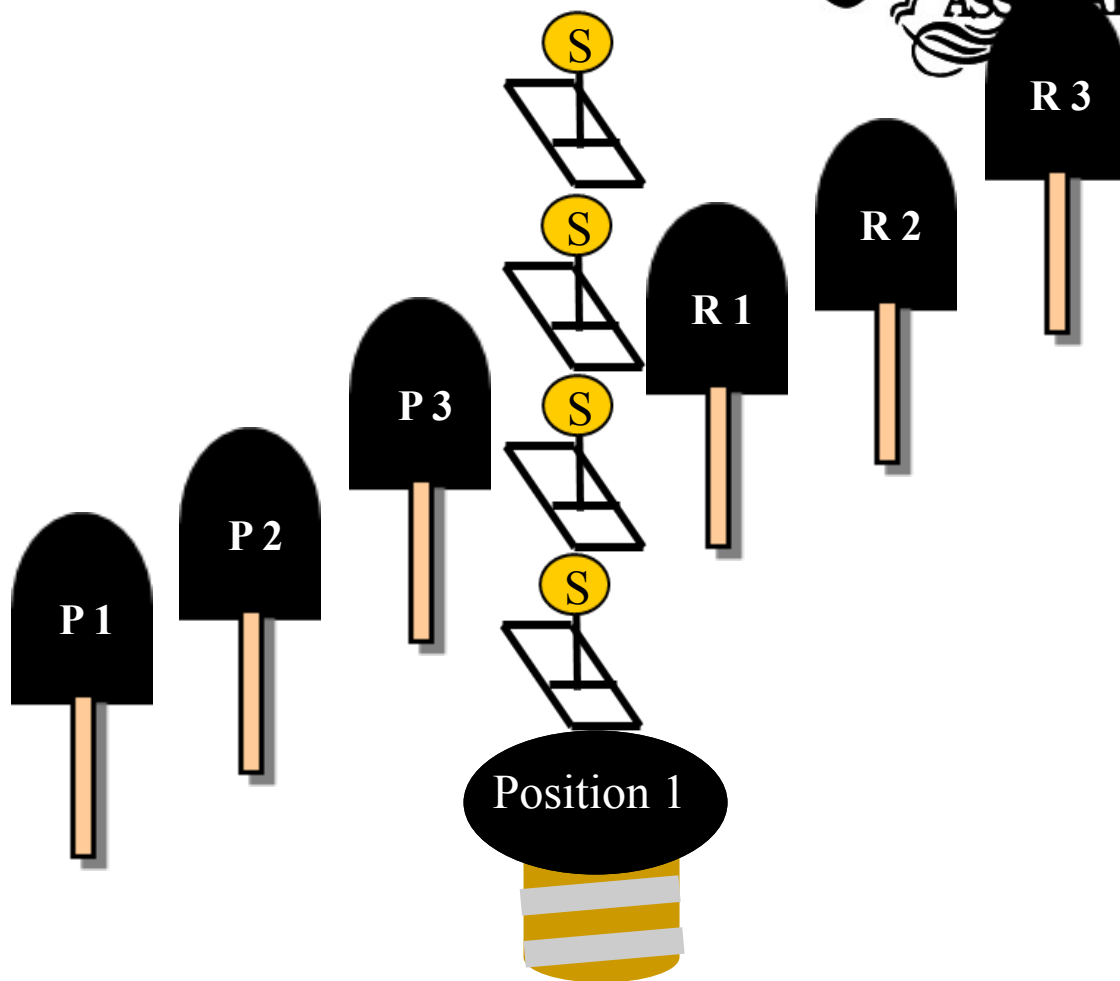
At buzzer with rifle engage R1 thru R3 in a 2-1-2 sweep starting on either end, repeat instructions for a total of 10 rounds, make rifle safe. At position 2 engage S targets in front of you until they're down, move to position 3 and repeat shotgun instructions, make shotgun safe. With revolvers engage P1 thru P3 with the same instructions as the rifle, holster.

Move to the unloading table...

**Please leave timer and spotting flags...**

# STAGE 4 JANUARY 2014

10 Revolver, 10 Rifle, 4 + Shotgun



Start at position 1 facing up range. Rifle loaded with 10 rounds staged on the barrel. Open empty shotgun staged on the barrel. Revolvers loaded with 5 rounds each, staged on the barrel. To signify ready shooter says: "Turn around and shoot"!!!

At buzzer shooters choice, however rifle cannot be last!

With revolvers engage P1 thru P3 in a 1-3-1 sweep starting on either end, repeat instructions for a total of 10 rounds, make revolver safe.

With rifle engage R1 thru R3 with the same instructions as the revolvers, make rifle safe.

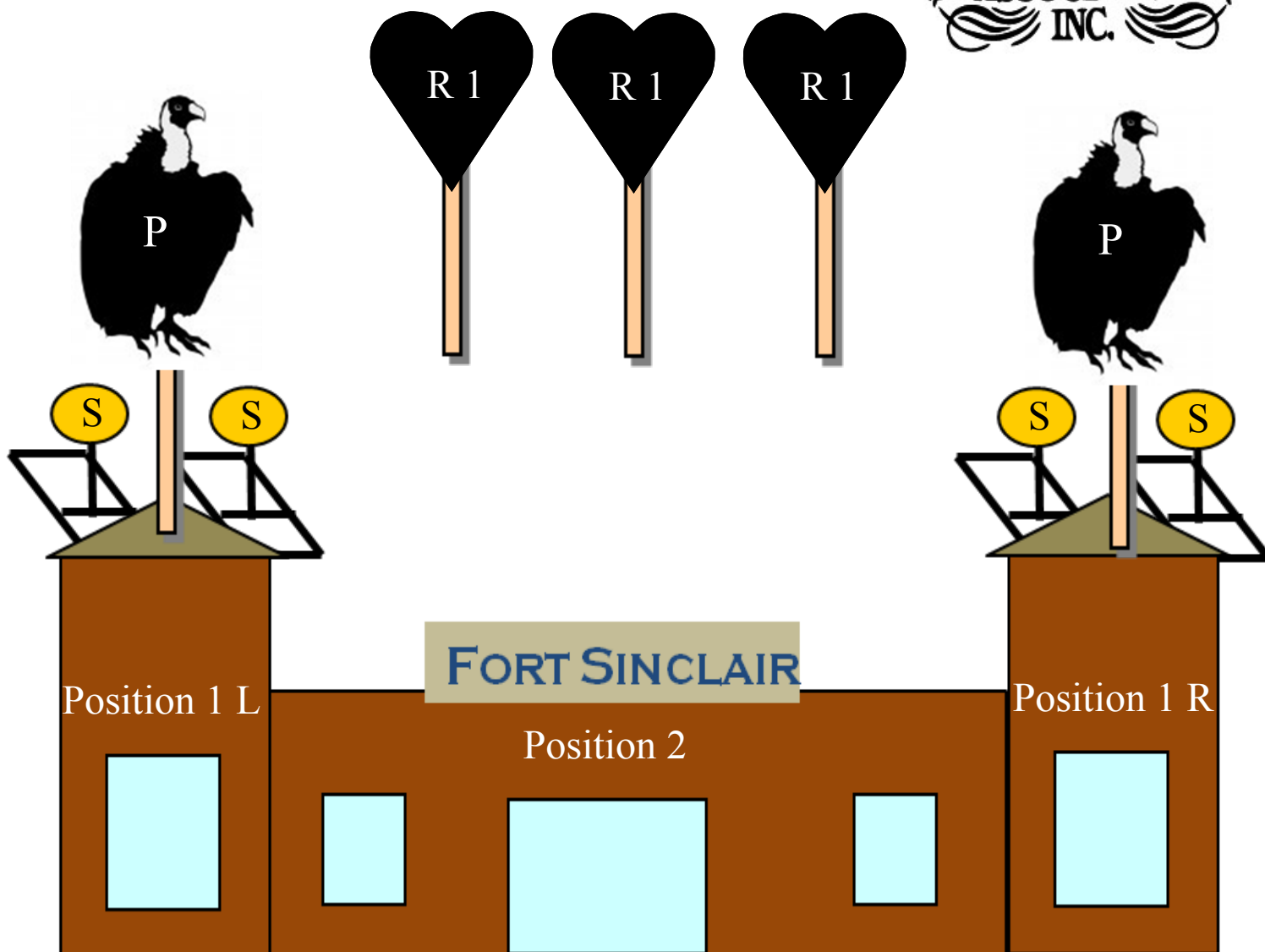
With shotgun engage the S targets until they're down.

Move to the unloading table...

**Please leave timer and spotting flags...**

# STAGE 5 JANUARY 2014

10 Revolver, 9 Rifle, 2 + Shotgun



Start at position 1 L or 1 R, hands on hat. Rifle loaded with 9 rounds and open empty shotgun staged anywhere. Revolvers loaded with 5 rounds each, holstered. To signify ready shooter says: "From one end to the other"!!!

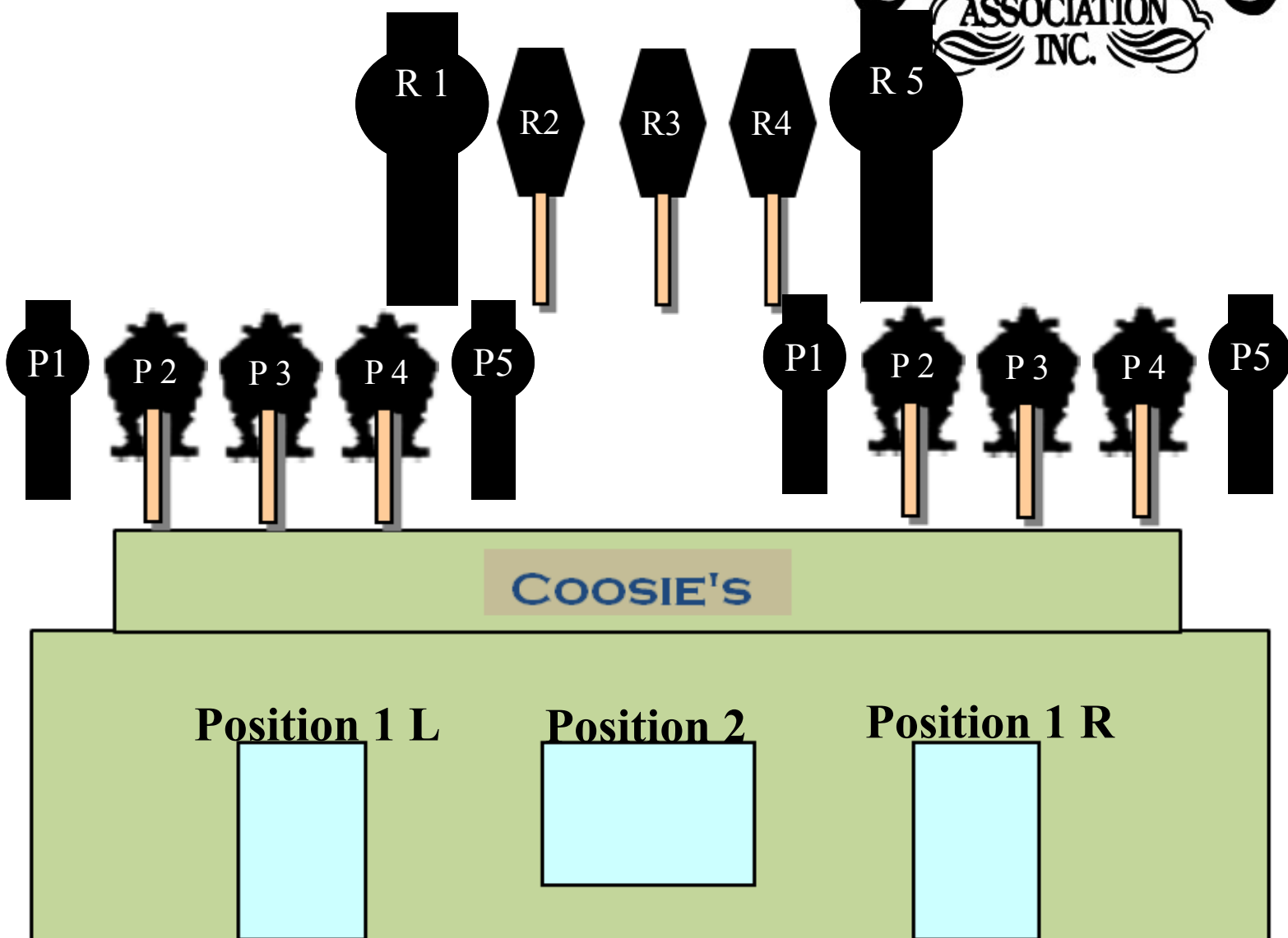
At buzzer: with revolver engage the P target in front of you with 5 rounds, holster. Retrieve shotgun and engage the S targets in front of you until they're down, make shotgun safe. At position 2 with rifle engage R1 thru R3 with at 3 rounds each in any order for a total of 9 rounds make rifle safe. At opposite position 1 repeat instructions with revolver, holster.

Move to the unloading table...

**Please leave timer and spotting flags...**

# STAGE 6 JANUARY 2014

10 Revolver, 10 Rifle, ? Shotgun



Start at position 2 hands on revolvers. Revolvers loaded with 5 rounds each, holstered. Rifle loaded with 10 rounds staged anywhere. Open empty shotgun staged at shooters preference. To signify ready shooter says: "If they don't fall down knock them down"!!!

At buzzer with rifle engage R targets as follows: Sweep R1 thru R5, then engage R2 thru R4 in a Nevada sweep for a total of 10 rounds, make rifle safe. At position 1 L or 1 R with revolvers engage P1 thru P5 with the same instructions as the rifle, holster. Any plates that are still standing can be made up with the shotgun (from the position they were missed)!!!!

Move to the unloading table...

**Please leave timer and spotting flags...**