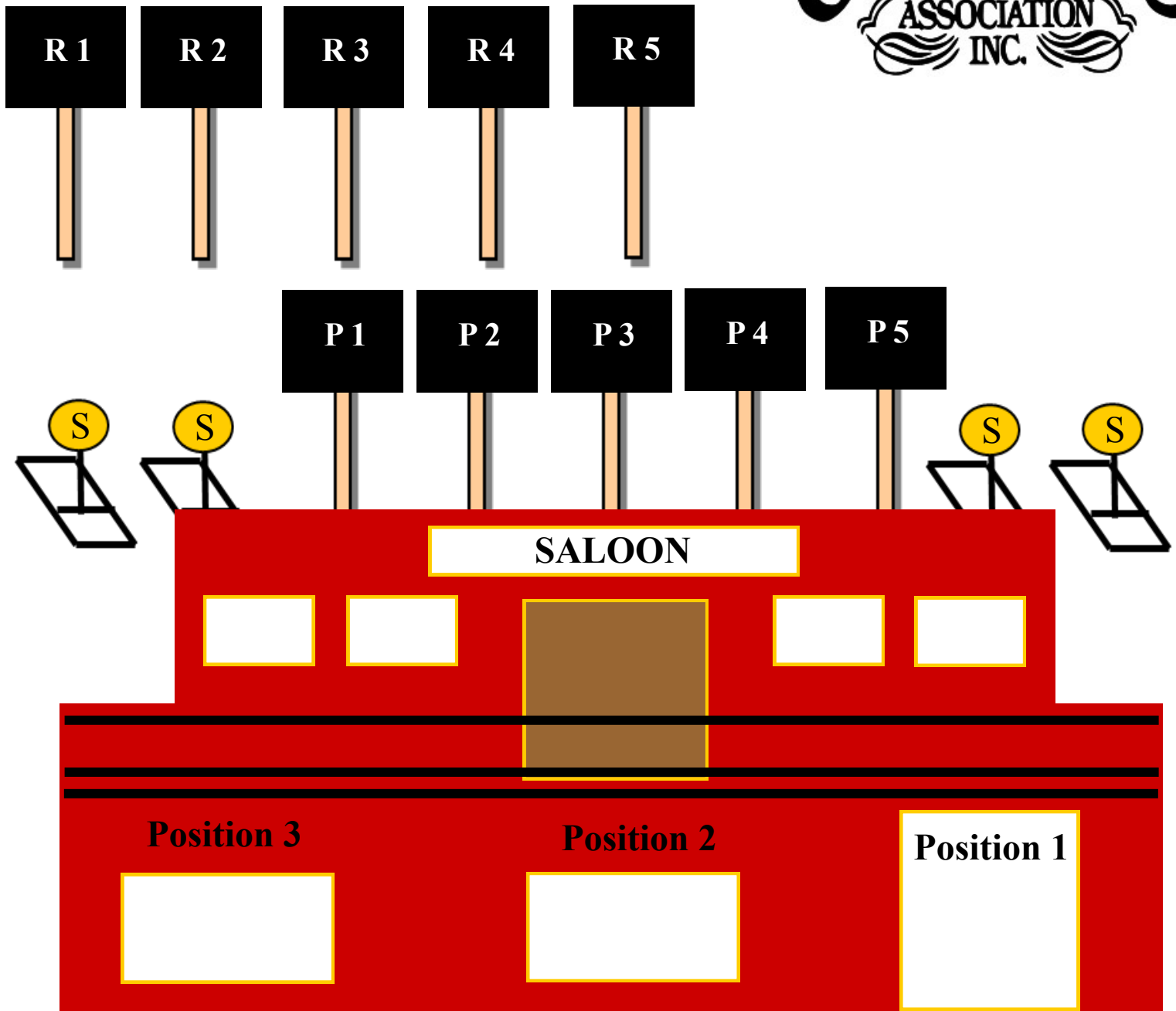


STAGE 1 JUNE 2013

10 Revolver, 10 Rifle, 4 + Shotgun



Start at position 1, Open empty shotgun at port arms. Rifle loaded with 10 rounds staged anywhere. Revolvers loaded with 5 rounds each holstered. To signify ready shooter says: "I'm gonna do something real bad to ya!!!".....

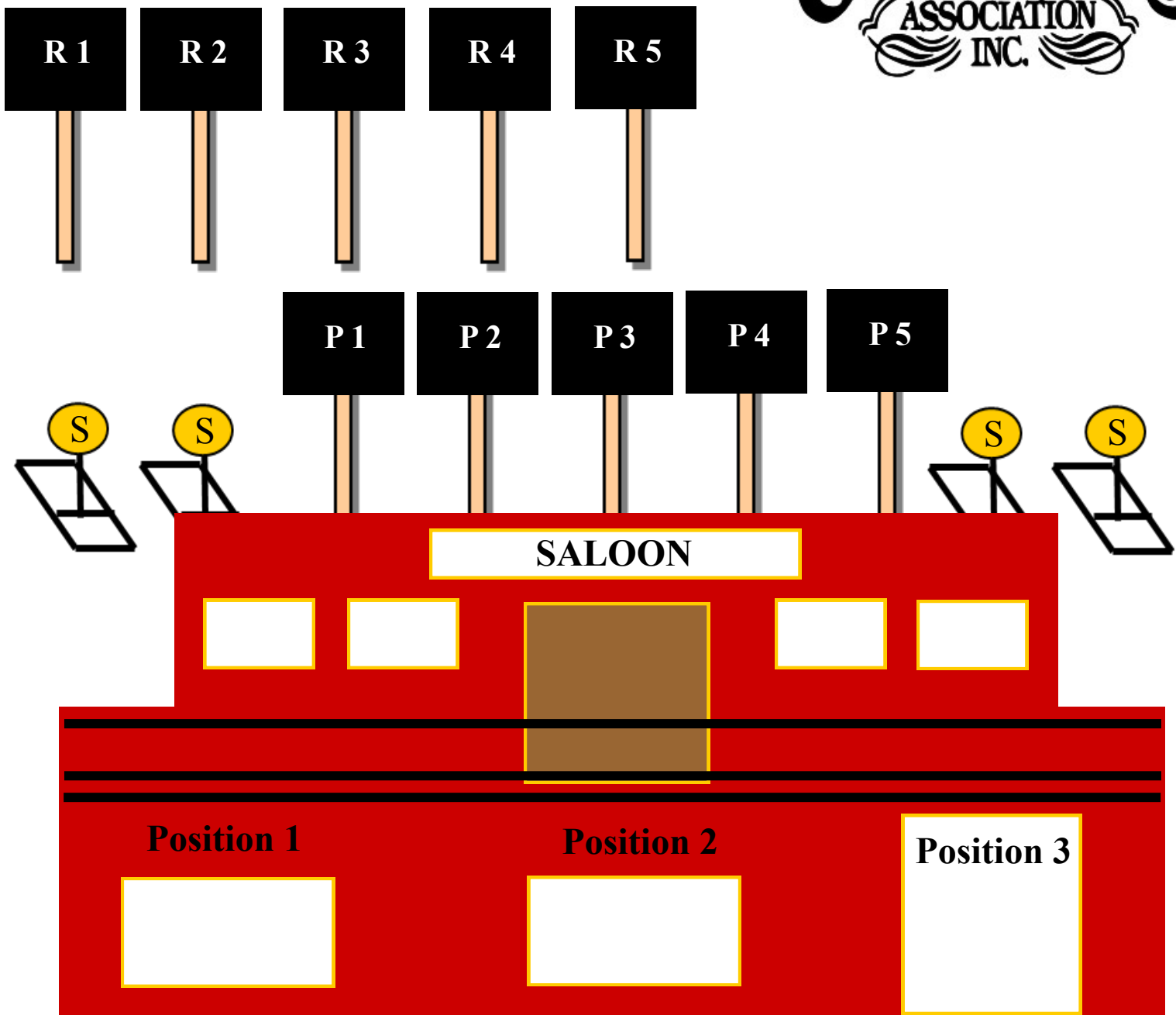
At buzzer with shotgun engage the 2 S targets until both are down, take open empty S/G to Pos. 2 and make safe. From position 2 with revolvers starting on either end sweep P1 thru 5, then sweep them in the opposite direction for a total of 10 rounds, holster. Retrieve S/G and make it safe at pos. 3. With rifle engage R1 thru R5 with the same instructions as the revolvers for a total of 10 rounds, make rifle safe. Retrieve S/G and engage the remaining S targets until they are down. Move to unloading table...

Please leave timer and spotting flags...

STAGE 2 JUNE 2013



10 Revolver, 10 Rifle, 4 + Shotgun



Start at position 1 hands behind your back. Rifle loaded with 10 rounds and open empty shotgun staged anywhere. Revolvers loaded with 5 rounds each staged at pos. 2. To signify ready shooter says: "Outside, outside, inside, inside, center!!!".....

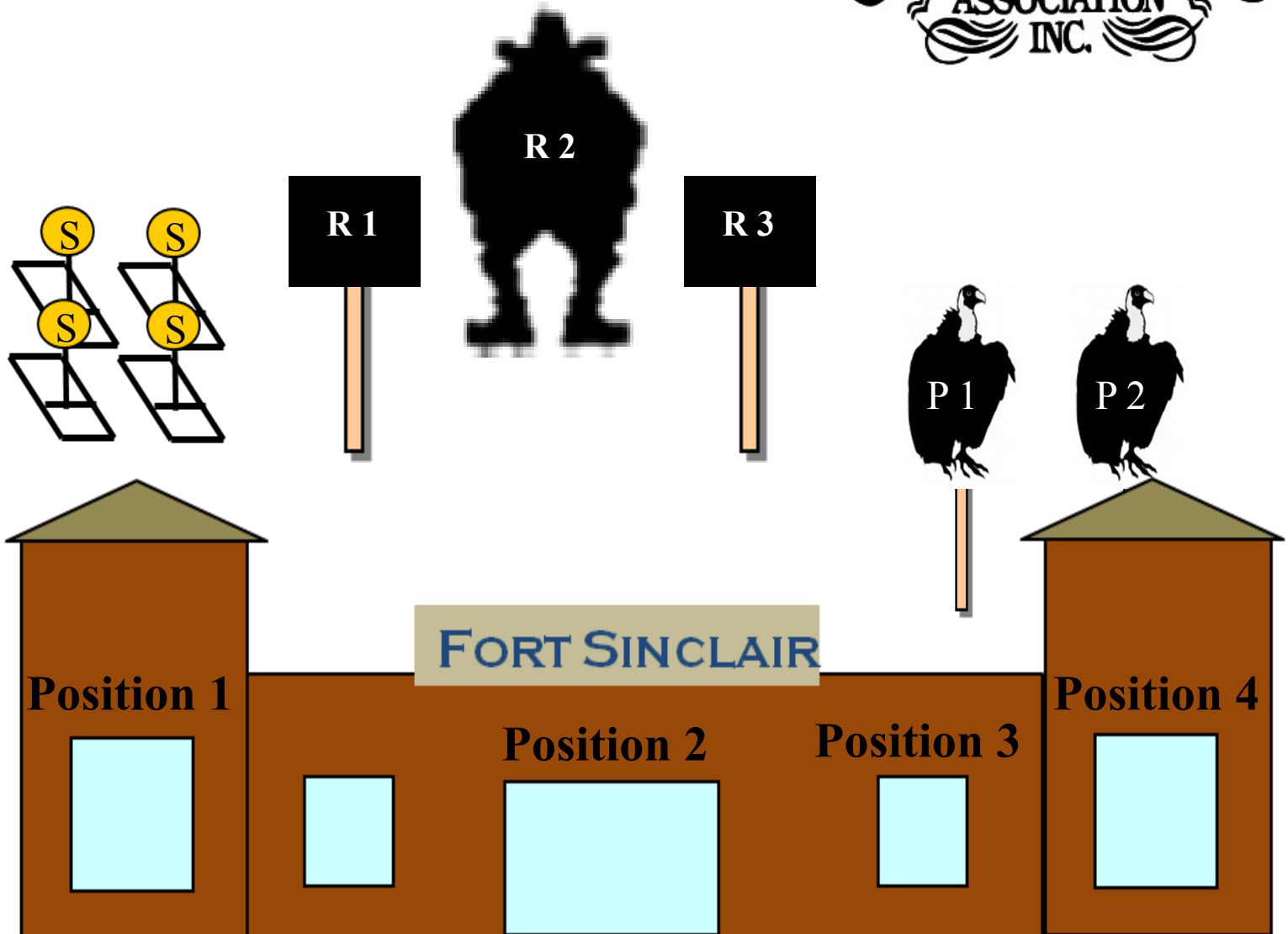
At buzzer with rifle engage R1 thru R5 starting on either end in a double tap outside, outside, inside, inside, center sweep for a total of 10 rounds, make rifle safe. With shotgun engage the S targets in front of you until their down, take open empty shotgun to Pos. 2 and make safe. From pos. 2 with revolvers engage P1 thru P5 with the same instructions as the rifle, make revolvers safe. Take open empty S/G to pos. 3 and engage the remaining S targets until their down. Move to unloading table...

Please leave timer and spotting flags...

STAGE 3 JUNE 2013



10 Revolver, 10 Rifle, 4 + Shotgun



Start at position 1, hands at sides. Rifle loaded with 10 rounds and open empty shotgun staged anywhere. Revolvers loaded with 5 rounds each, holstered. To signify ready shooter says: "Buzzards gotta eat"!!!

At buzzer: with shotgun engage all S targets until their down, make shotgun safe anywhere! From position 2 with rifle engage R1 thru R3 in a 1-3-1 sweep, repeat instructions for a total of 10 rounds, make rifle safe anywhere. From position 3 engage P1 with 5 rounds, make revolver safe. From Position 4 engage P2 with 5 rounds, holster.

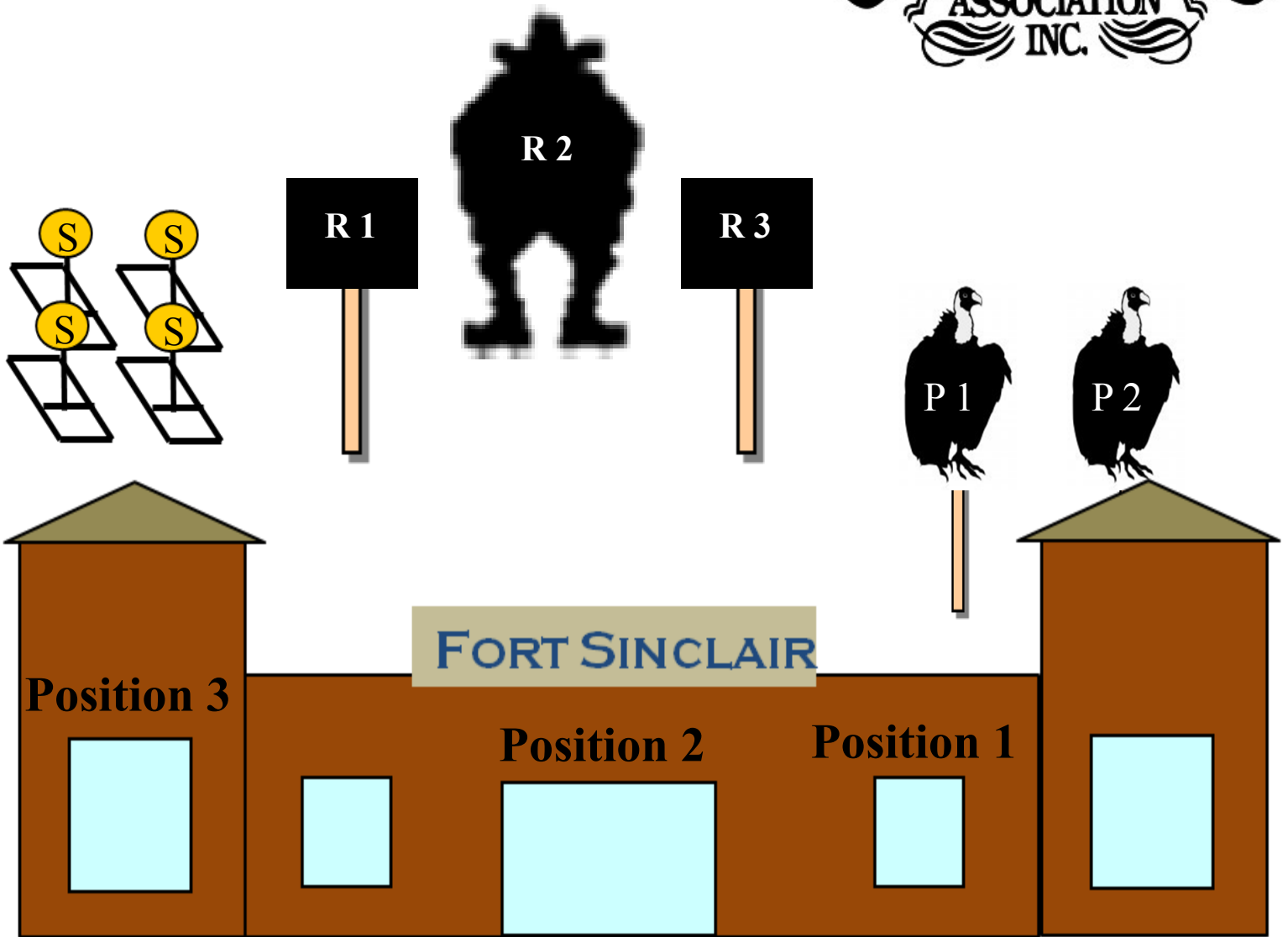
Move to the unloading table...

Please leave timer and spotting flags...

STAGE 4 JUNE 2013



10 Revolver, 10 Rifle, 4 + Shotgun



Start at position 1, hands on revolvers. Rifle loaded with 10 rounds and open empty shotgun staged anywhere. Revolvers loaded with 5 rounds each, holstered. To signify ready shooter says: "Those damn Buzzards are back"!!!

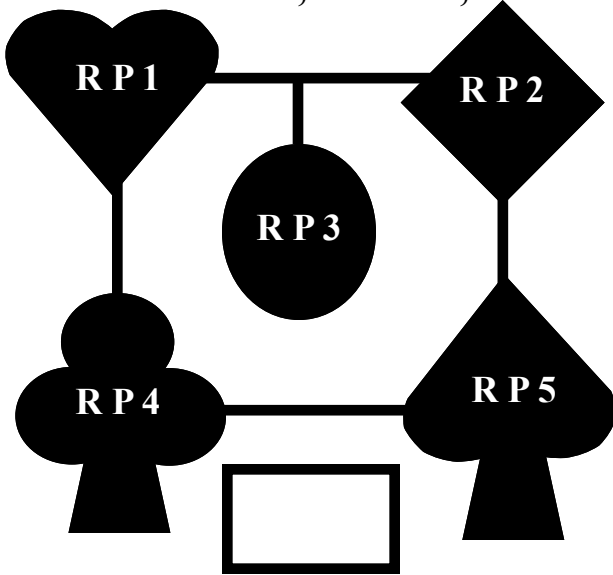
At buzzer: with revolvers alternate 5 rounds on P1 and P2, repeat instructions for a total of 10 rounds, holster. From Position 2 with rifle alternate 5 rounds on R1 and R3, place the 5 remaining rounds on R2, make rifle safe. From position 3 with shotgun engage the S targets until their all down.

Move to the unloading table...

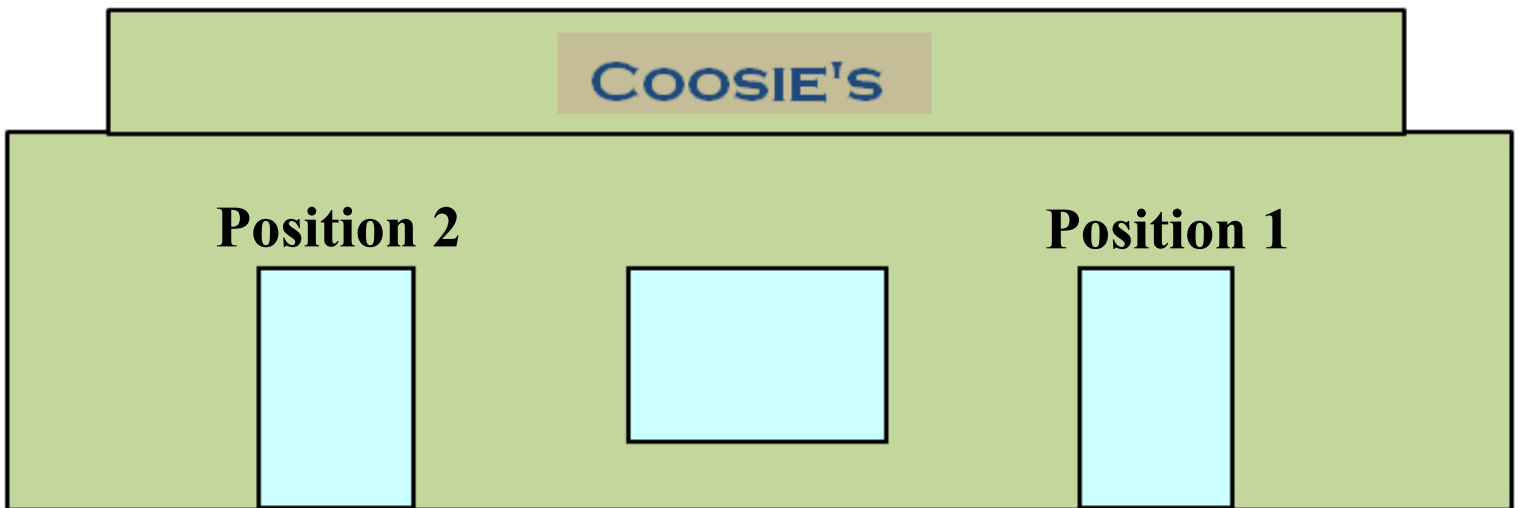
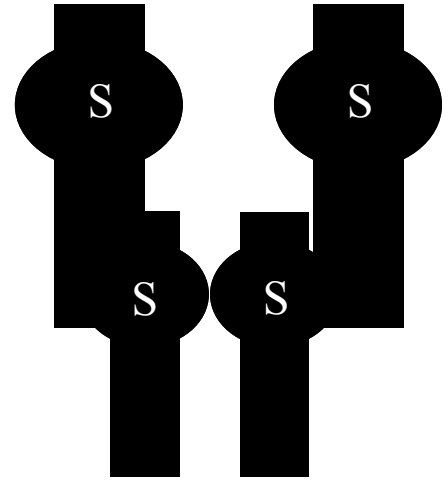
Please leave timer and spotting flags...

STAGE 5 JUNE 2013

10 Revolver, 10 Rifle, 4+ Shotgun



Position 3



Start at position 1 open empty shotgun in hand. Revolvers loaded with 5 rounds each, holstered. Rifle loaded with 10 rounds staged anywhere. To signify ready shooter says: "Chase'em downrange deputy"!!!

At buzzer with shotgun engage the S shotgun targets until their all down, make shotgun safe **vertical in the rack**. Move to position 2 with rifle engage RP1 thru RP5 with 2 rounds each any order for a total of 10 rounds, make rifle safe **vertical in the rack**. Move thru door at position 2 to 3 and with revolvers engage RP1 thru RP5 with the same instructions as the rifle for a total of 10 rounds, holster.

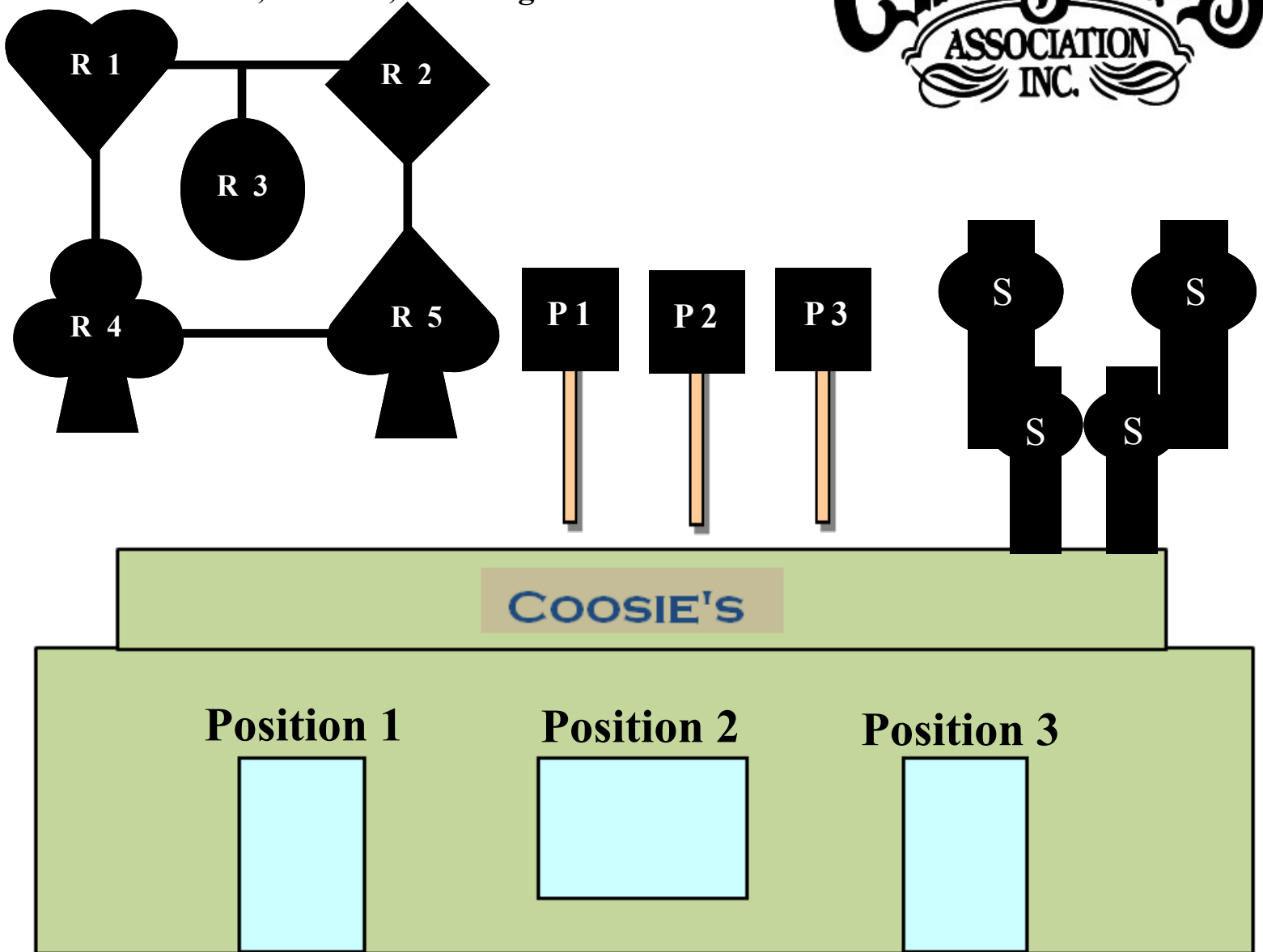
Move to the unloading table...

Please leave timer and spotting flags...

STAGE 6 JUNE 2013



10 Revolver, 10 Rifle, 4+ Shotgun



Start at position 1 rifle loaded with 10 rounds in hand. Revolvers loaded with 5 rounds each, holstered. Open empty shotgun staged anywhere. To signify ready shooter says: "Which 3 do I pick"???

At buzzer with rifle engage any 3 of the R targets with triple taps, place the 10th round on either of the one's you didn't triple tap! Make rifle safe. From position 2 with revolvers engage P1 thru P3 with at least 3 rounds each any order for a total of 10 rounds, holster. From position 3 engage the S targets until their all down.

Move to the unloading table...

Please leave timer and spotting flags...