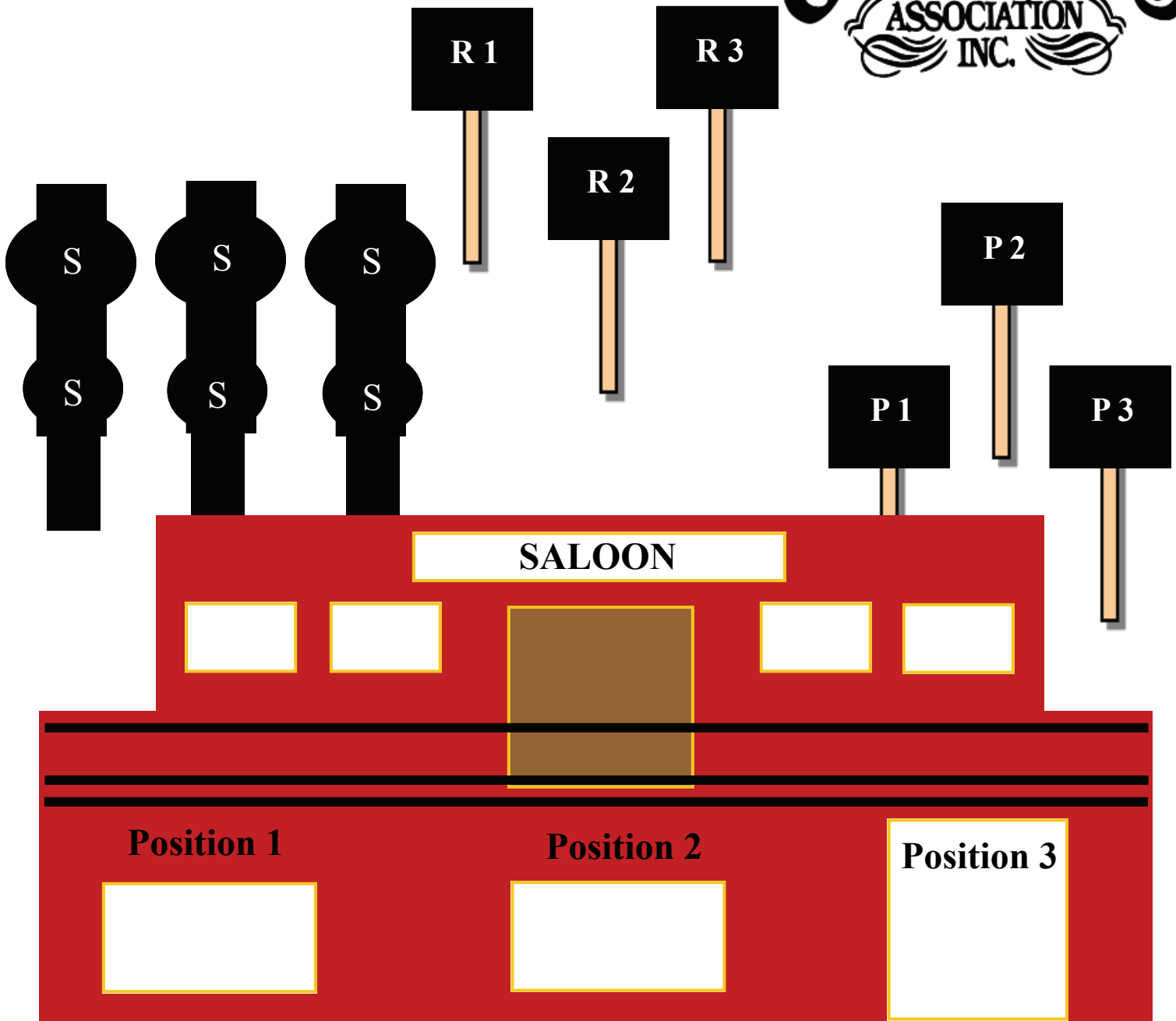


STAGE 1 MARCH 2013

10 Revolver, 10 Rifle, 6 + Shotgun



Start at position 1 or 3. Rifle loaded with 10 rounds and open empty shotgun staged Anywhere. Revolvers loaded with 5 rounds each holstered. To signify ready shooter says: "Decisions, decisions, decisions"!!!

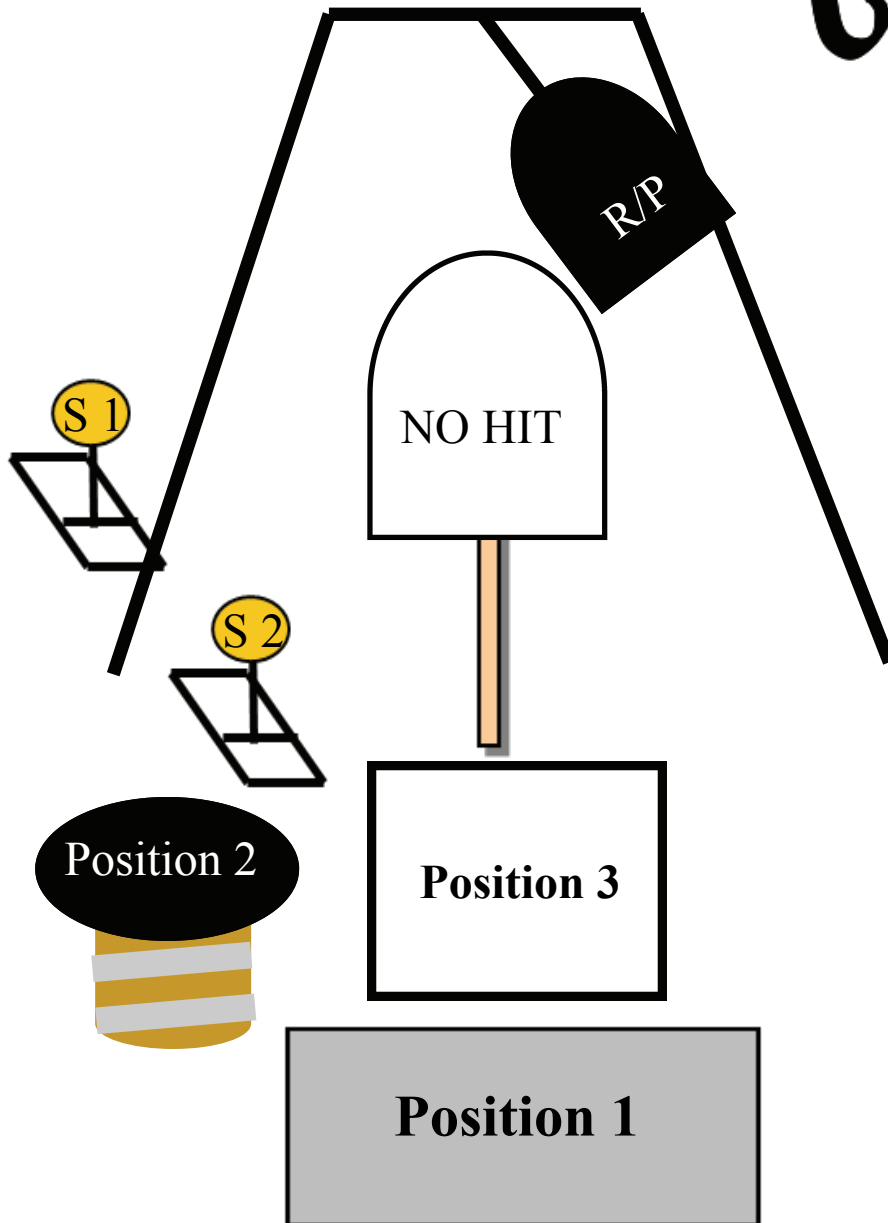
At buzzer: shooters choice, however rifle can not be the last gun fired!!!! From pos.1 engage S1 thru S6 in any order, make Shotgun safe. From pos.2 with rifle engage R1 thru R3 with at least 3 rounds each, make rifle safe. From pos.3 with revolvers engage P1 thru P3 with at least 3 rounds each, holster.

Move to unloading table...

Please leave timer and spotting flags...

STAGE 2 MARCH 2013

10 Revolver, 8 Rifle, 2 + Shotgun



Start at position 1 (both feet behind the table) rifle loaded with 8 rounds staged on the table. Open empty shotgun staged on the barrel. Revolvers loaded with 5 rounds each holstered. To signify ready shooter says: "don't shoot until you see it"!!!

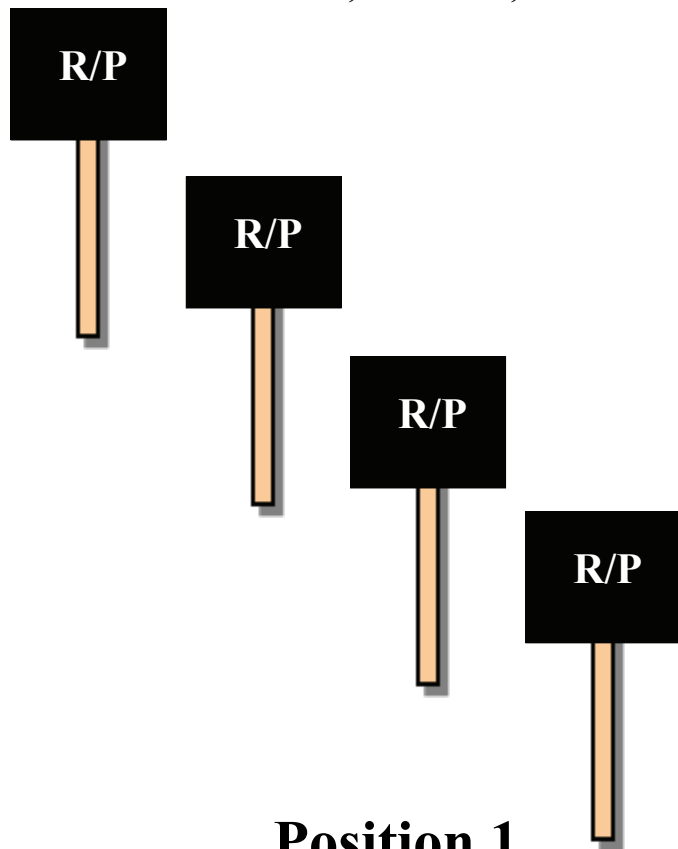
At buzzer release the R/P (pendulum target) with rifle engage R/P (pendulum target) with 8 rounds, take open empty rifle to pos.2 and make safe toward the side berm. Retrieve shotgun and engage the 2 shotgun targets in front of you, make shotgun safe toward the side berm. Move to position 3 (at least one foot in the box) and engage the R/P (pendulum target) with 10 rounds, holster. Misses on the R/P or the No hit target are counted as misses...

Move to unloading table...

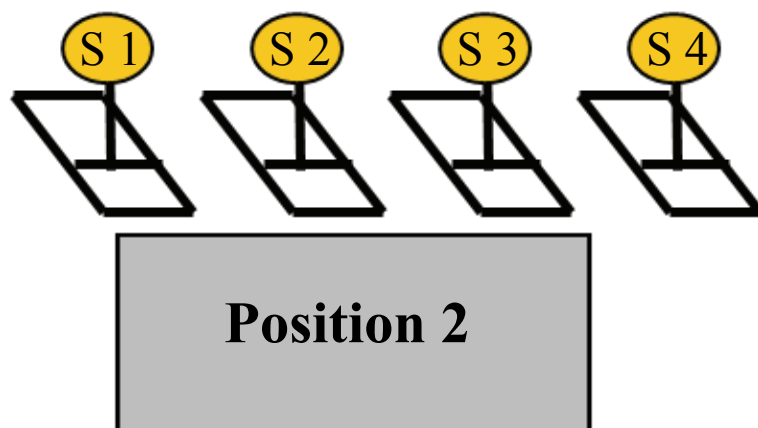
Please leave timer and spotting flags...

STAGE 3 MARCH 2013

10 Revolver, 10 Rifle, 4 + Shotgun



Position 1



Start at position 1 hands behind your back. Rifle loaded with 10 rounds staged on the horse. Revolvers loaded with 5 rounds each, holstered. Open empty shotgun staged anywhere. To signify ready shooter says: "2,4,6,8 who do we appreciate"!!!

At buzzer with rifle and revolvers engage the 4 R/P targets in any order with 2 rounds, 4 rounds, 6 rounds and finally 8 rounds, make rifle safe and holster revolvers. From pos.2 engage S1 thru S4 in any order.

You may want to state your intentions so you don't get a procedural....

Move to the unloading table...


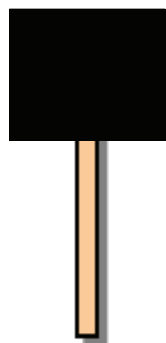
Please leave timer and spotting flags...

STAGE 4 MARCH 2013

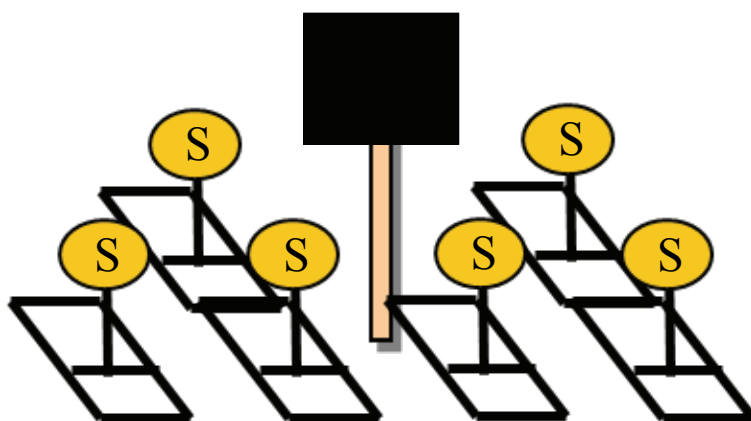
10 Revolver, 10 Rifle, ??? Shotgun



Rifle dump



Revolver dump



Position 1

Position 2

Start at position 1 facing up range. Revolvers loaded with 5 rounds each, holstered. Open empty shotgun staged anywhere. Rifle loaded with 10 rounds staged on the table at pos.1. To signify ready shooter says: "Knock'em down"!!!

At buzzer with rifle engage the 5 plates on the rack, place remaining rounds on the dump target (all hits on the dump are a 1 second bonus!) Move to pos.2 and with revolvers engage all the S targets in any order then place the remaining rounds on the dump target (all hits on the dump are a 1 second bonus!)

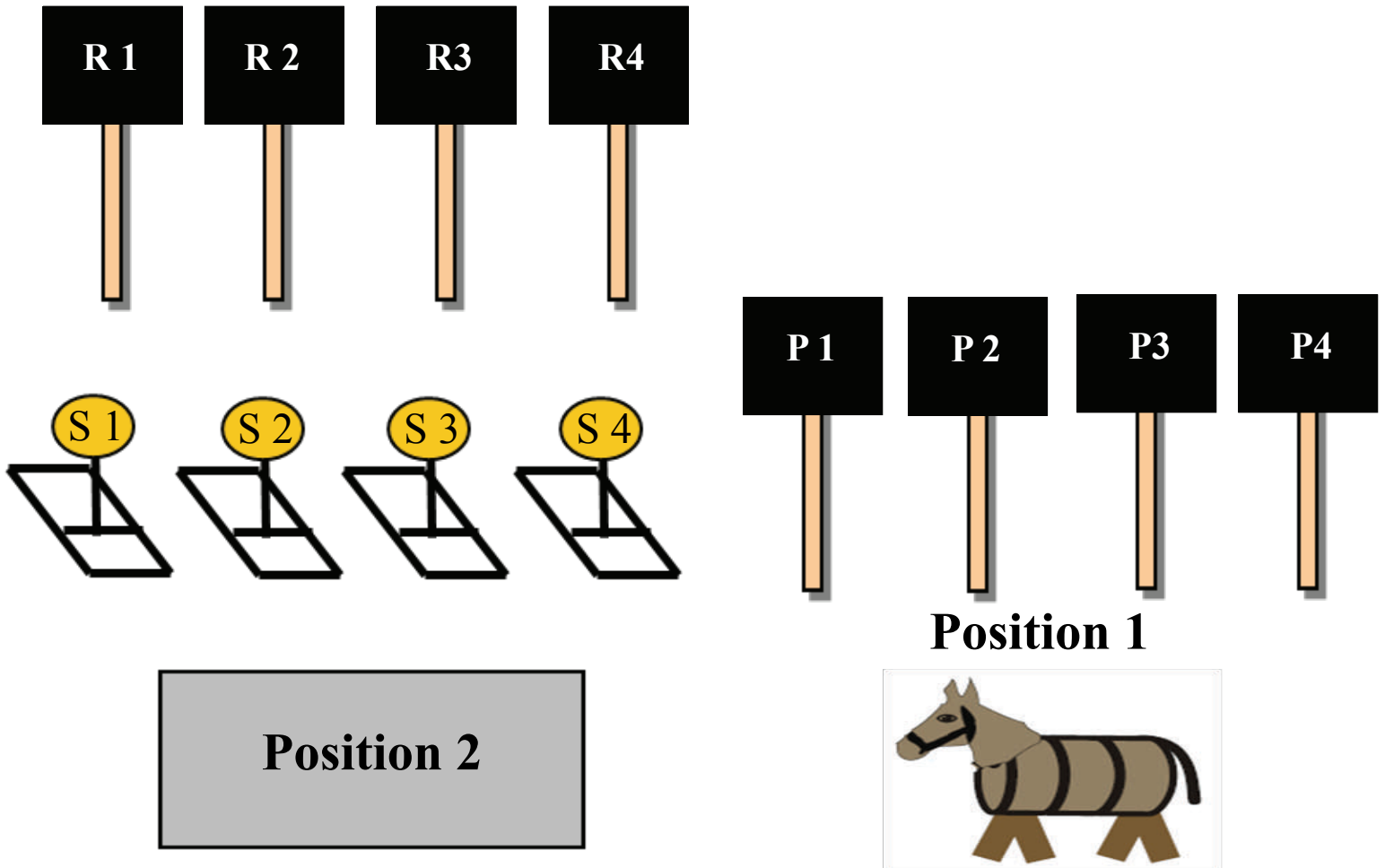
Note: any S targets that remain standing after the revolvers are empty can be made up with the shotgun....

Move to the unloading table...

Please leave timer and spotting flags...

STAGE 5 MARCH 2013

10 Revolver, 10 Rifle, 4 + Shotgun



Start at position 1 hands on revolvers. Revolvers loaded with 5 rounds each, holstered. Open empty shotgun staged on horse. Rifle loaded with 10 rounds staged at position 2. To signify ready shooter says: "1,2,3,4 really fast"!!!

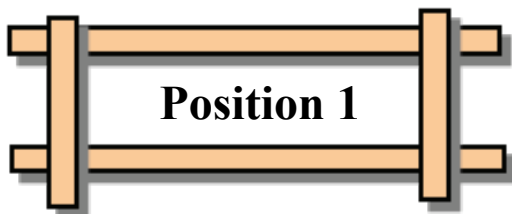
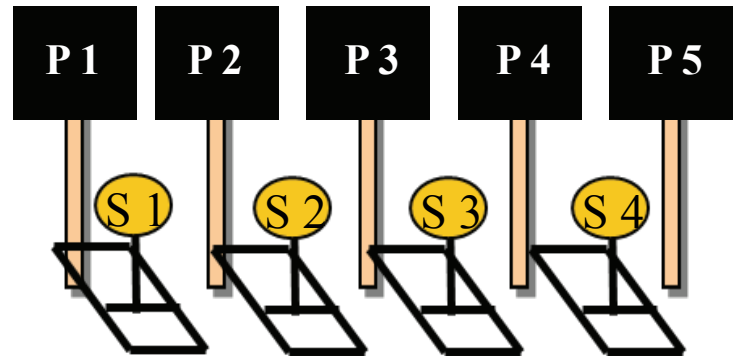
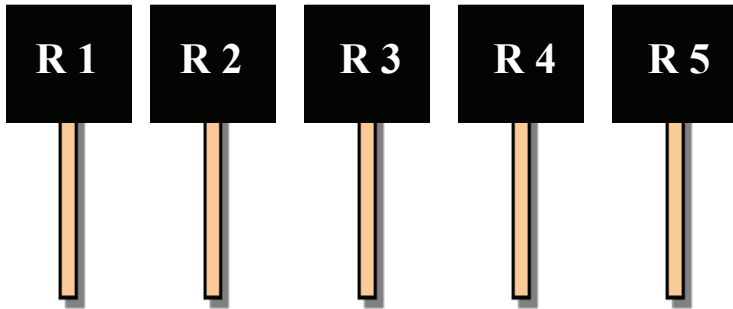
At buzzer with revolvers engage P1 thru P4 from either end in a progressive sweep for a total of 10 rounds, holster. Retrieve shotgun and move to position 2 and engage any 2 shotgun targets, make shotgun safe. Retrieve rifle and engage R1 thru R4 from either end in a progressive sweep for a total of 10 rounds, make rifle safe. Retrieve shotgun and engage the 2 remaining targets.

Move to the unloading table...

Please leave timer and spotting flags...

STAGE 6 MARCH 2013

10 Revolver, 9 Rifle, 4 + Shotgun



Start at position 1 rifle loaded with 9 rounds “in hand”. Open empty shotgun staged on table at position 2. Revolvers loaded with 5 rounds each holstered.

To signify ready shooter says: “Over and back”!!!

At buzzer, with rifle starting on either end sweep R1 thru R5 left to right then right to left or (right to left then left to right) **No double taps** for a total of 9 rounds, make rifle safe. Move to position 2. With revolvers sweep P1 thru P5 starting on either end, holster. Retrieve shotgun and engage S1 thru S4 in any order, make shotgun safe. With revolver repeat instructions as per 1st revolver string.

Move to the unloading table...

Please leave timer and spotting flags...